



2022
**COMMUNITY HEALTH
NEEDS ASSESSMENT**
Monterey County, California

2022 Monterey County Community Health Needs Assessment

- Sponsored by
Monterey County Health Needs Collaborative
- Community Hospital of the Monterey Peninsula
 - Mee Memorial Hospital
 - Monterey County Health Department
 - Natividad
 - Salinas Valley Memorial Hospital
 - United Way Monterey

With coordination from
Hospital Council of Northern & Central California



MONTEREY COUNTY HEALTH NEEDS COLLABORATIVE

© July 2022
2021-1634-02
Prepared by PRC



Who we are

Monterey County Health Needs Collaborative is a group of organizations dedicated to improving the health of Monterey County residents



With support from:

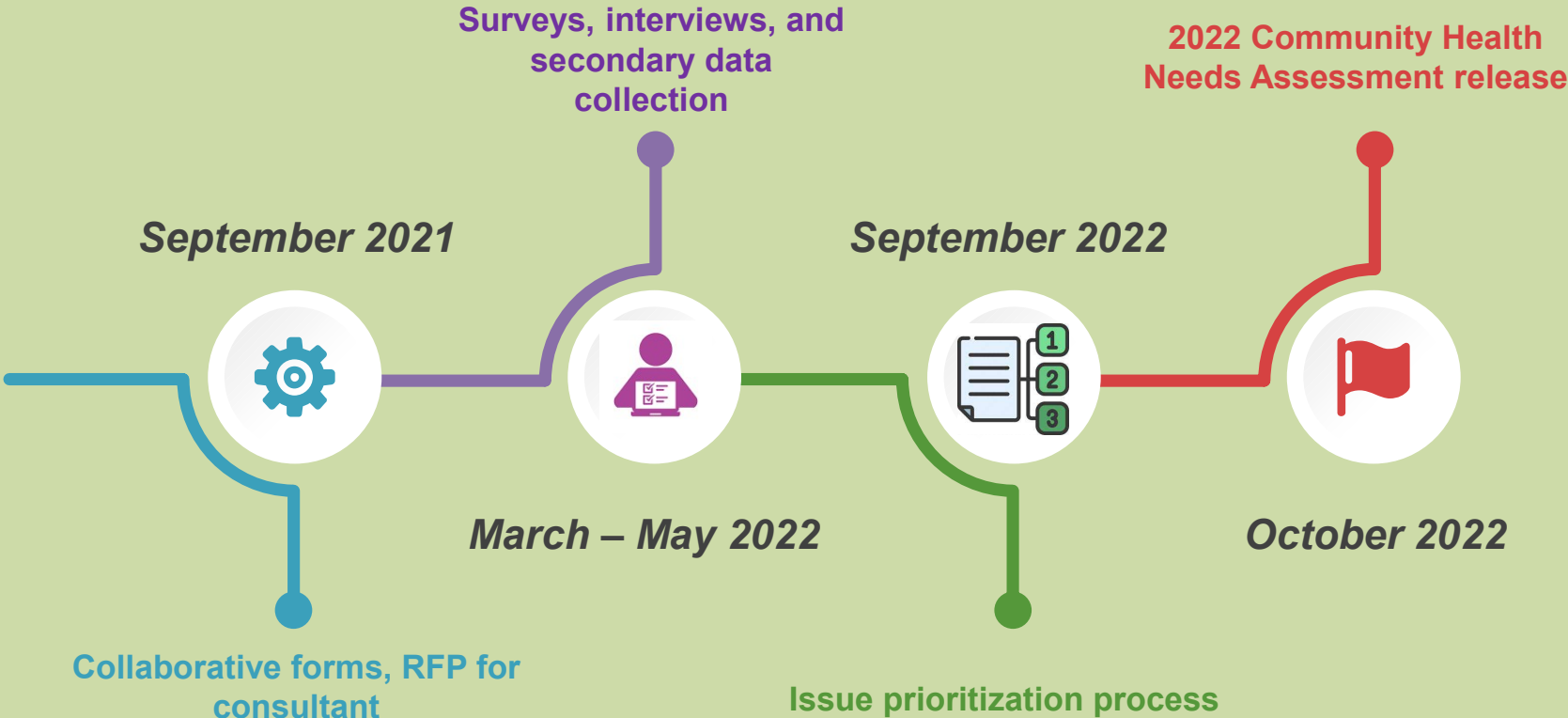


Why did we do this?

- All partner entities have an interest in collecting health information to better inform their strategy to address community health
- Working together, we can utilize the same data to identify trends and major health issues
- Organizations can work individually and collectively to enhance health programs



How did we do this?



Overall

- 120+ indicators across 6 domains
- Presented by region, age, gender, race/ethnicity, income levels, sexual orientation



2022 COMMUNITY HEALTH NEEDS ASSESSMENT

Monterey County, California

Sponsored by

Monterey County Health Needs Collaborative

- Community Hospital of the Monterey Peninsula
- Mee Memorial Hospital
- Monterey County Health Department
- Natividad
- Salinas Valley Memorial Hospital
- United Way Monterey

With coordination from

Hospital Council of Northern & Central California

© July 2022
2021-1534-02

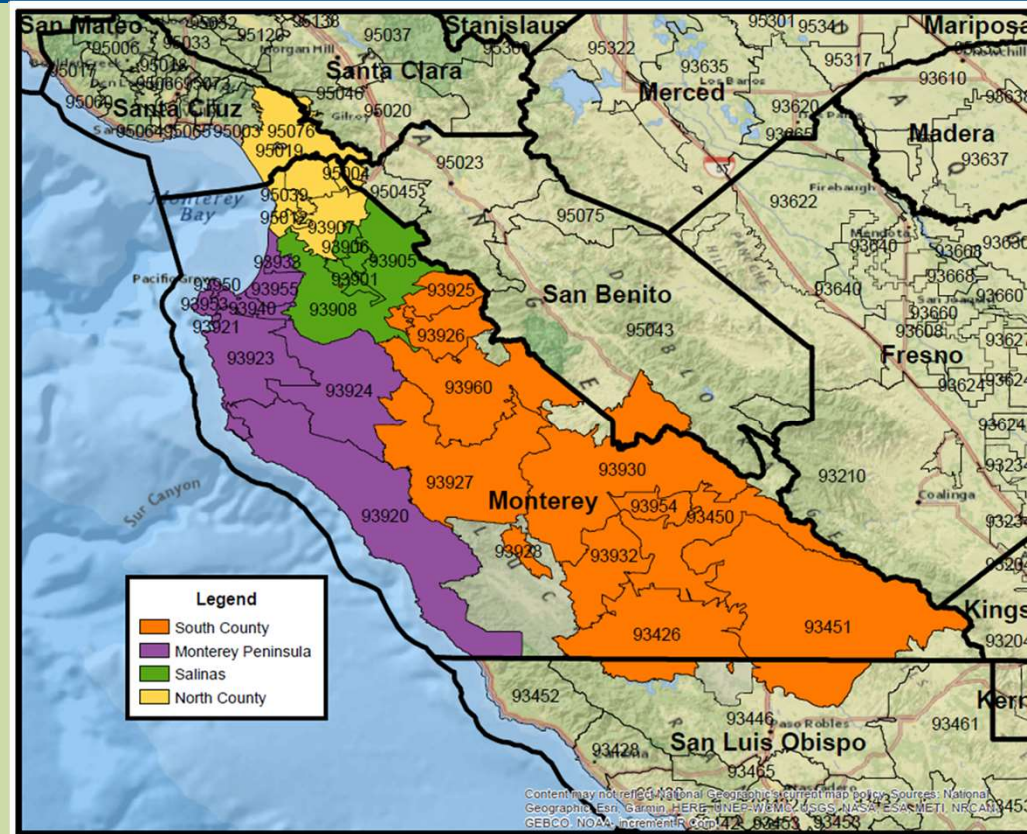
Prepared by PRC



www.PRCCustomResearch.com


Regions

- Data were stratified by region based on ZIP Codes:
 - North County
 - Salinas
 - Peninsula/Big Sur
 - South County

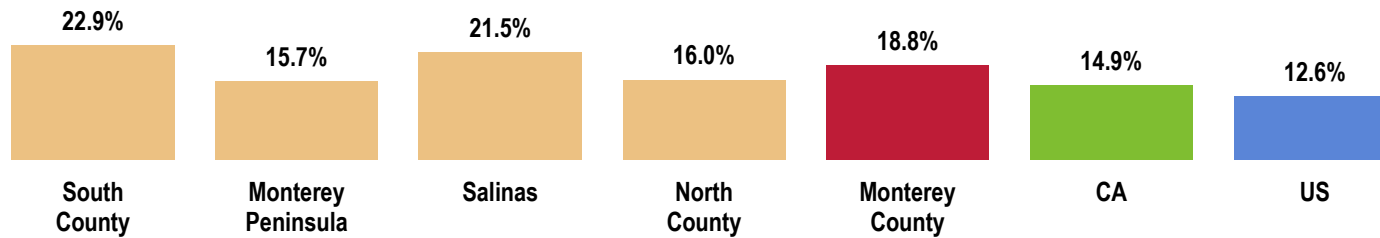


What were the key issues?

1. **Diabetes**
2. **Mental Health**
3. **Access to Health Care Services**
4. **Nutrition, Physical Activity & Weight**
5. Heart Disease & Stroke
6. Substance Use
7. Housing
8. Infant Health & Family Planning
9. Injury & Violence
10. Cancer
11. Potentially Disabling Conditions



Experience “Fair” or “Poor” Overall Health

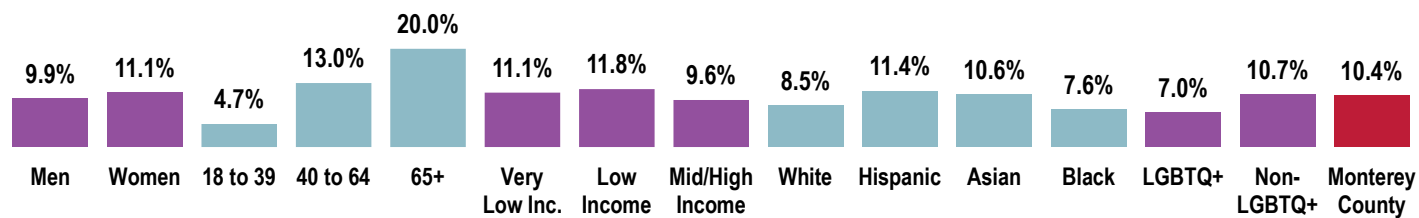


- Sources:
- 2022 PRC Community Health Survey, PRC, Inc. [Item 5]
 - Behavioral Risk Factor Surveillance System Survey Data. Atlanta, Georgia. United States Department of Health and Human Services, Centers for Disease Control and Prevention (CDC): 2021 California data.
 - 2020 PRC National Health Survey, PRC, Inc.
- Notes:
- Asked of all respondents.

Prevalence of Diabetes

(Monterey County, 2022)

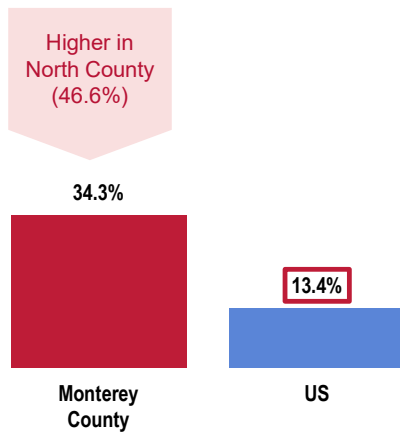
Note that among adults who have not been diagnosed with diabetes, 42.7% report having had their blood sugar level tested within the past three years.



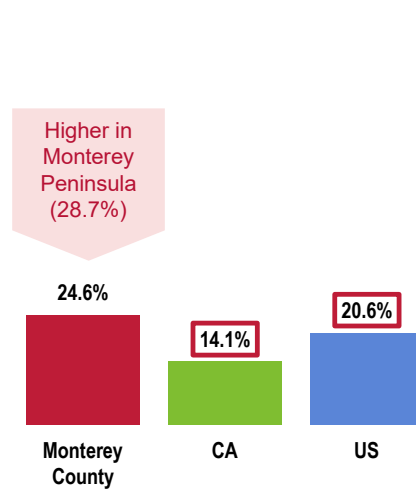
- Sources:
- 2022 PRC Community Health Survey, PRC, Inc. [Items 33, 121]
- Notes:
- Asked of all respondents.
 - Excludes gestational diabetes (occurring only during pregnancy).

Mental Health Indicators

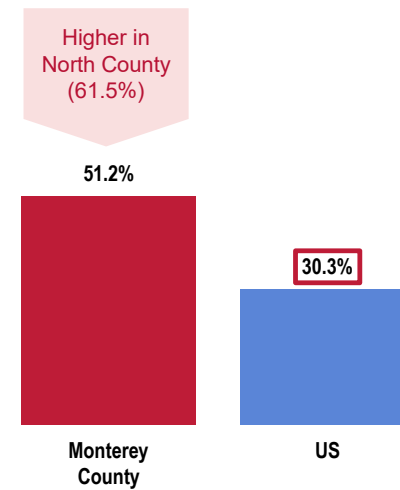
**“Fair” or “Poor”
Mental Health**



**Have Been Diagnosed With a
Depressive Disorder**



**Have Experienced Symptoms of
Chronic Depression**



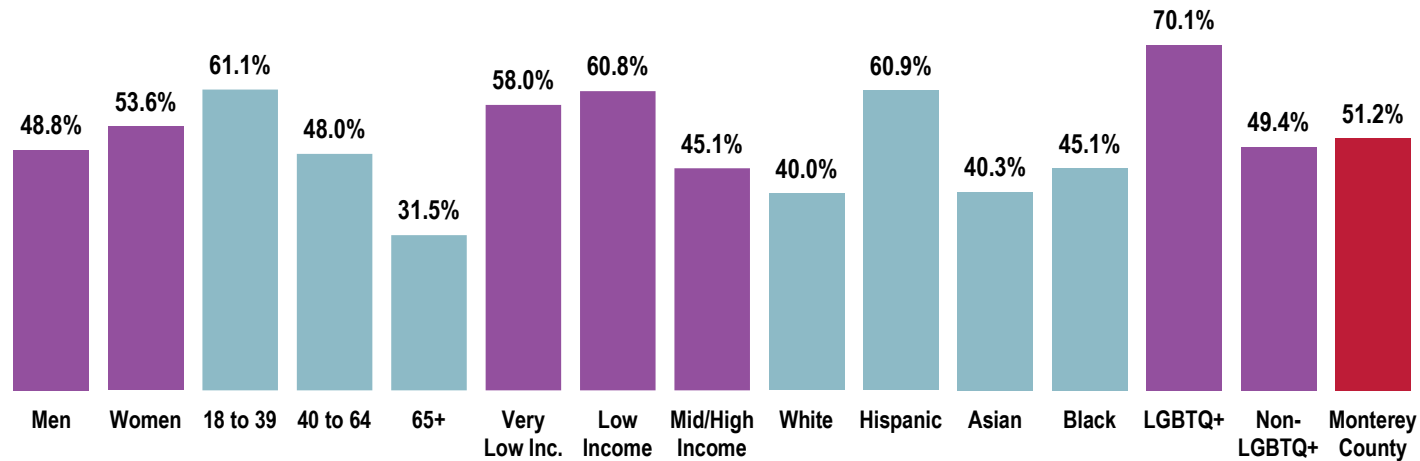
Sources: ● 2022 PRC Community Health Survey, PRC, Inc. [Item 90]

● 2020 PRC National Health Survey, PRC, Inc.

Notes: ● Asked of all respondents.

Have Experienced Symptoms of Chronic Depression

(Monterey County, 2022)

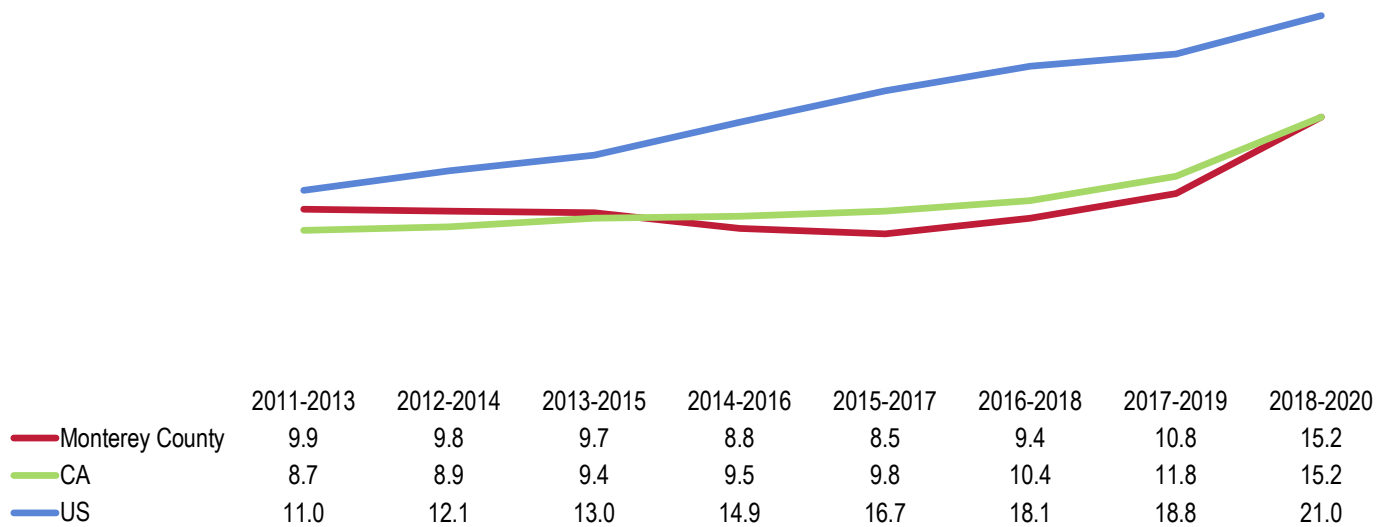


Sources: ● 2022 PRC Community Health Survey, PRC, Inc. [Item 91]

- Notes:
- Asked of all respondents.
 - Chronic depression includes periods of two or more years during which the respondent felt depressed or sad on most days, even if (s)he felt okay sometimes.

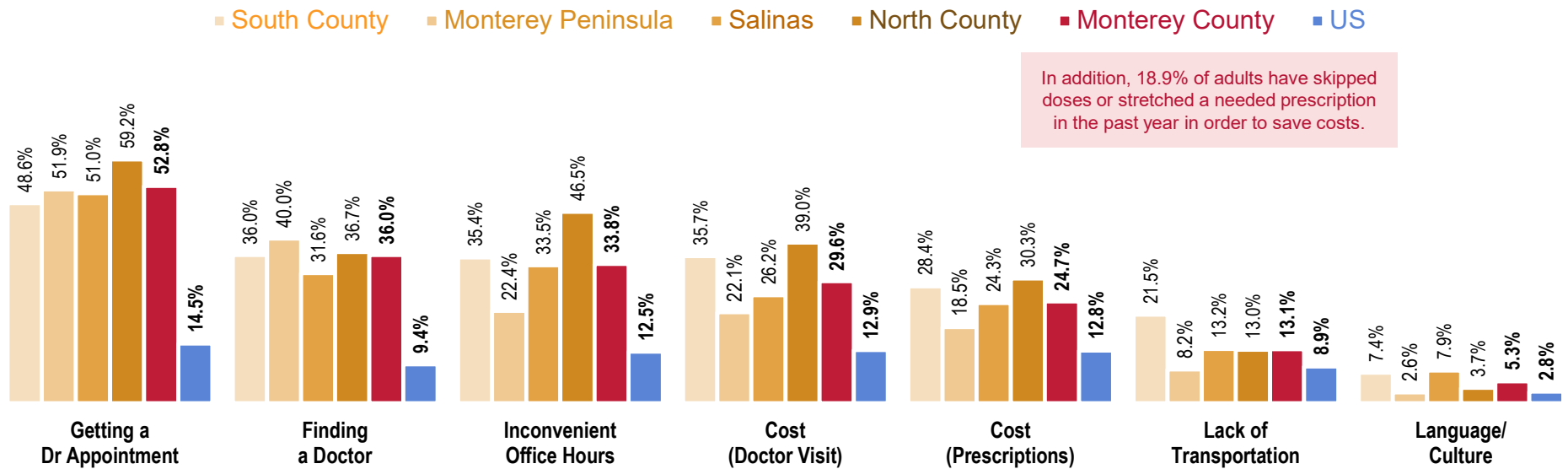
Unintentional Drug-Related Deaths: Age-Adjusted Mortality Trends

(Annual Average Deaths per 100,000 Population)



Sources: ● CDC WONDER Online Query System. Centers for Disease Control and Prevention, Epidemiology Program Office, Division of Public Health Surveillance and Informatics. Data extracted June 2022.

Barriers to Access Have Prevented Medical Care in the Past Year

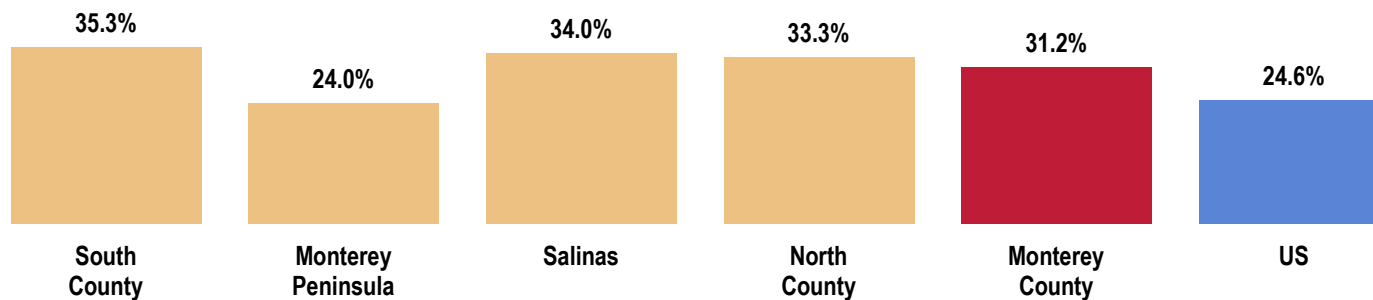


Sources: ● 2022 PRC Community Health Survey, PRC, Inc. [Items 7-14]

● 2020 PRC National Health Survey, PRC, Inc.

Notes: ● Asked of all respondents.

Do Not Have Cash on Hand to Cover a \$400 Emergency Expense



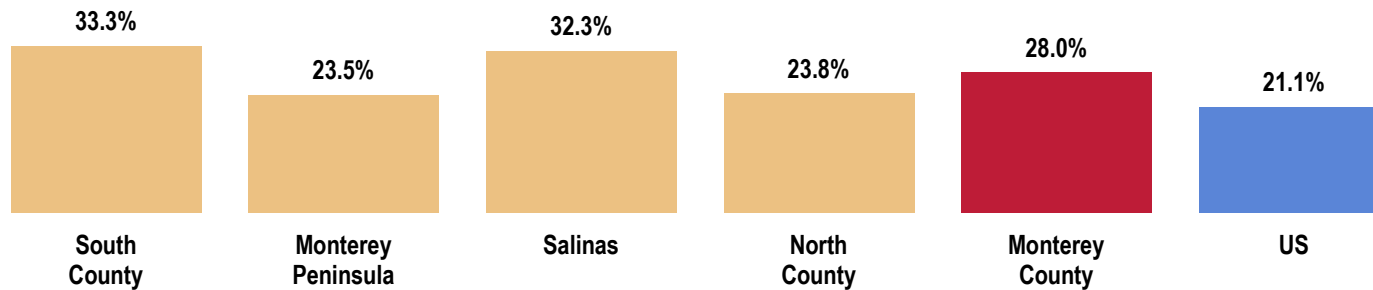
Sources: ● 2022 PRC Community Health Survey, PRC, Inc. [Item 63]

● 2020 PRC National Health Survey, PRC, Inc.

Notes: ● Asked of all respondents.

● Includes respondents who say they would not be able to pay for a \$400 emergency expense either with cash, by taking money from their checking or savings account, or by putting it on a credit card that they could pay in full at the next statement.

Find It “Very” or “Somewhat” Difficult to Buy Affordable Fresh Produce



Sources:

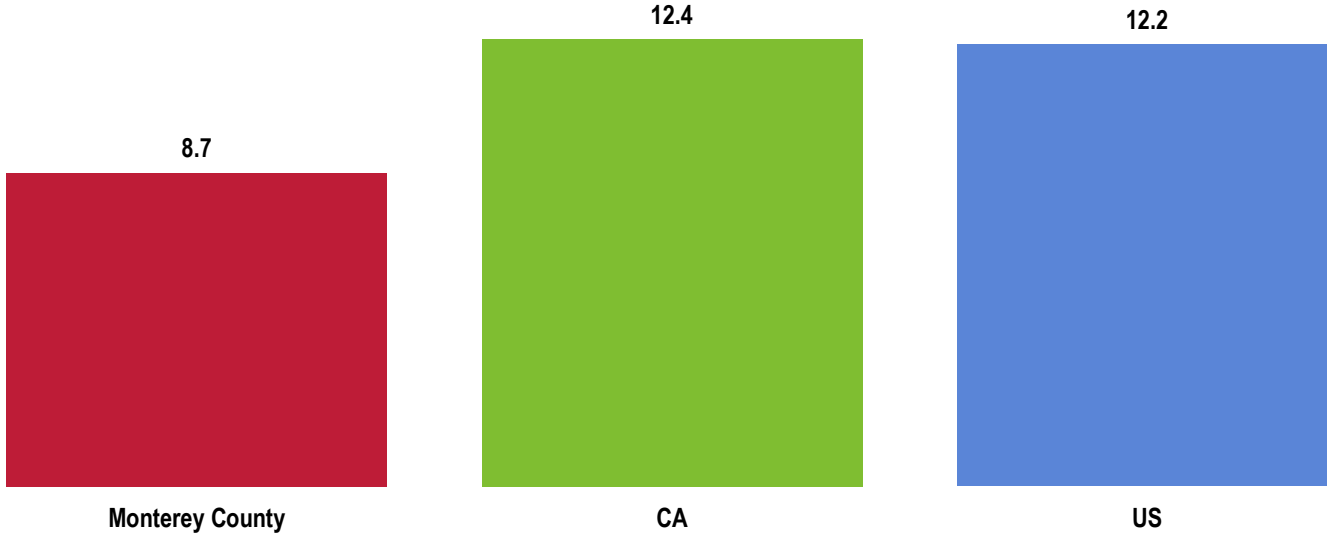
- 2022 PRC Community Health Survey, PRC, Inc. [Item 79]
- 2020 PRC National Health Survey, PRC, Inc.

Notes:

- Asked of all respondents.

Population With Recreation & Fitness Facility Access

(Number of Recreation & Fitness Facilities per 100,000 Population, 2019)



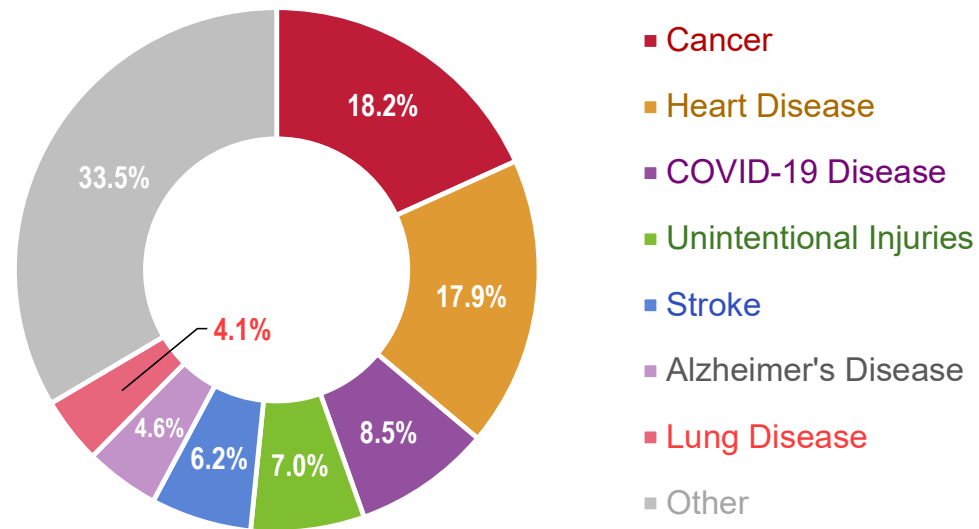
Sources: ● US Census Bureau, County Business Patterns. Additional data analysis by CARES.

● Center for Applied Research and Engagement Systems (CARES), University of Missouri Extension. Retrieved June 2022 via SparkMap (sparkmap.org).

Notes: ● Recreation and fitness facilities are defined by North American Industry Classification System (NAICS) Code 713940, which include *Establishments engaged in operating facilities which offer "exercise and other active physical fitness conditioning or recreational sports activities."* Examples include athletic clubs, gymnasiums, dance centers, tennis clubs, and swimming pools. This indicator is relevant because access to recreation and fitness facilities encourages physical activity and other healthy behaviors.

Leading Causes of Death

(Monterey County, 2020)



Sources: ● CDC WONDER Online Query System. Centers for Disease Control and Prevention, Epidemiology Program Office, Division of Public Health Surveillance and Informatics. Data extracted June 2022.
Notes: ● Lung disease is CLRD, or chronic lower respiratory disease.

Next Steps

- Presentations and distribution of reports
- Collaborative efforts to identify strategies collectively and by organization
- Continue and enhance some specific partnerships for addressing identified health needs



Help Shape the Future of Health in Monterey County!

ESPAÑOL

Who We Are

Monterey County Health Needs Collaborative is a group of organizations dedicated to improving the health of the Monterey County community. The partnership includes Community Hospital of the Monterey Peninsula, Salinas Valley Memorial Healthcare System, Mee Memorial Healthcare System, Natividad, the County of Monterey Health Department, and United Way Monterey County.

These trusted local entities have worked closely during the pandemic to provide our community with education, resources, vaccination clinics, testing, and more. Forming the Health Needs Collaborative is a way to broaden our partnership and leverage our resources to meet common health goals.



Supporting Sponsors



United Way Monterey County Community Impact Award 2022

Recognized for partnership that
resulted in a shared CHNA



MONTEREY COUNTY HEALTH NEEDS COLLABORATIVE



Individual hospital and geographic region reports will be available October 12th at:

www.healthymontereycounty.org



Spare

