



Monterey County
Water Resources Agency
**RECOMMENDED
BUDGET**

Fiscal Year Ending June 30th **2019**





This page intentionally left blank.



This page intentionally left blank.

Water Resources Agency

The Salinas River was the original main source for irrigation, but by 1872, farmers in the Salinas Valley turned to groundwater. By 1900, wells were so common to the point by 1930 there were concerns about seawater intrusion. Combined with continual flooding in the valley, the concerns prompted the formation of the Monterey County Flood Control and Water Conservation District (MCFCWCD) in 1947.

The MCFCWCD became the Monterey County Water Resources Agency (MCWRA) in 1991, with an updated mandate to provide for the control of flood and storm waters, conservation of such waters through storage and percolation, control of groundwater extraction, protection of water quality, reclamation of water, exchange of water, and the construction and operation of hydroelectric power facilities. MCWRA area covers all of Monterey County, including the Salinas Valley Groundwater Basin.

The MCWRA has a nine-member board. The board is made up of members appointed by the Monterey County Farm Bureau, Monterey Grower-Shipper Association, the County Agricultural Advisory Committee, five members appointed by the County Board of Supervisors (one from each district), and a member appointed by the Mayor Select Committee. The board is under the governance of the Monterey County Water Resources Board of Supervisors.

The MCWRA actively addresses the following Board Strategic Initiatives: Strategic Initiative No. 3 - Streamline County operations for greater accountability and efficiency of service delivery and cost savings; Strategic Initiative No. 5 - Plan and develop a sustainable physical infrastructure that improves the quality of life for County residents and supports economic development initiatives; and Strategic Initiative No. 6 - Promote the use of alternative energy sources and related best practices that benefit the environment.

The biggest challenge for MCWRA is halting seawater intrusion in the Salinas Valley Groundwater Basin, which was studied, identified and documented by the State of California Department of Public Works (who later became the Department of Water Resources) in 1946. Since the study in 1946, seawater intrusion has progressed steadily inland. The MCWRA has continued to study the seawater intrusion mechanisms and selected and implemented several projects to halt seawater intrusion.

MCWRA consists of five (5) Special Assessment Funds:

- Fund 116 - Salinas Valley Water Project (SVWP) Zone 2C for Dam Operations & Maintenance and Administration;
- Fund 131 - Castroville Seawater Intrusion Project (CSIP) Operations;
- Fund 132 - Salinas Valley Reclamation Project (SVRP) Operations;
- Fund 134 - Salinas River Diversion Facility (SRDF) Operations;
- Fund 313 - SVWP Monterey Financing Authority Debt Service;



Five (5) Flood Assessment Funds:

- Fund 112 - Pajaro Levee;
- Fund 121 - Soledad Storm Drain;
- Fund 122 - Reclamation Ditch;
- Fund 124 - San Lorenzo Creek;
- Fund 127 - Moro Cojo Slough.

In addition, the Agency also has three (3) funds that receive other sources of revenue such as Ad Valorem, Planning/ Permit fees, Grant and Reimbursement MOU's, and hydro-electric revenue:

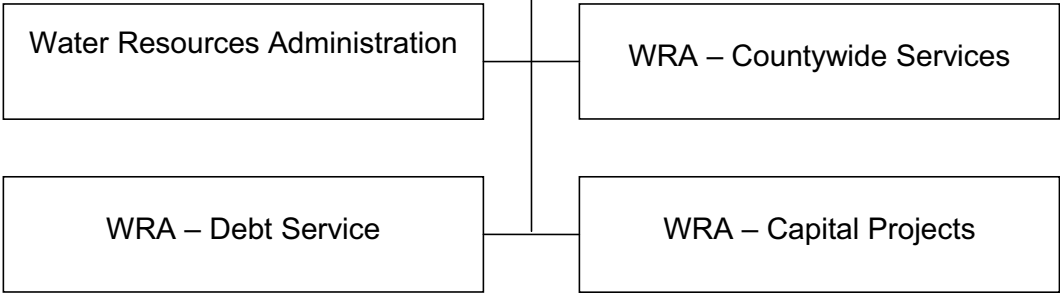
- Fund 111 - WRA Administration Fund;
- Fund 130 - Hydro-Electric Operations; and
- Fund 426 - Interlake Tunnel and Spillway Modification DWR Grant Project/Study (ILT).

Monterey County Water Resources Agency consists total of thirteen (13) funds in the agency.

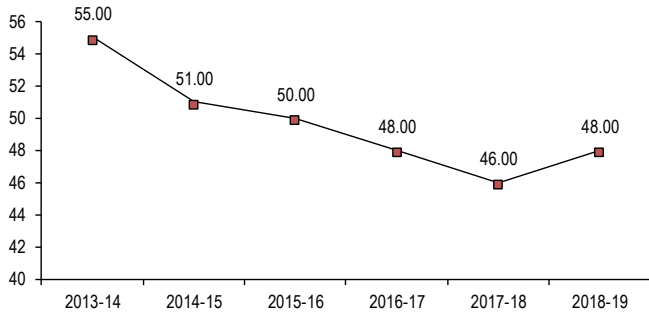


Operating Budget: \$26,053,538
Positions (FTEs): 48.00

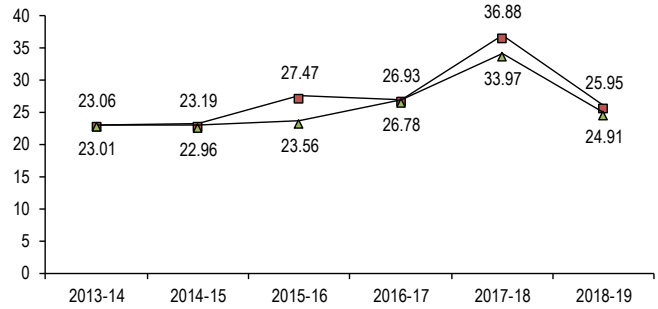
David Chardavoyne
General Manager



Staffing Trends

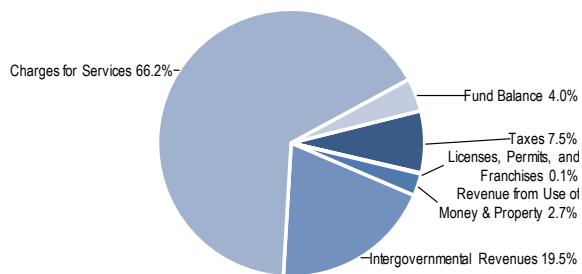


Expenditure/Revenue History (in millions)

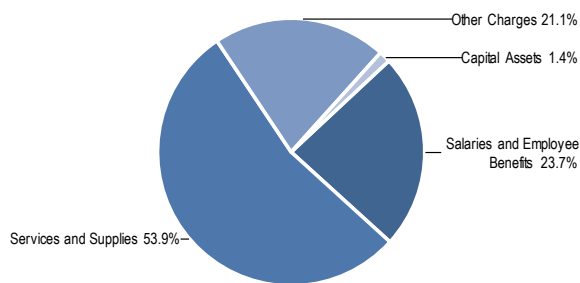


WRA has an internal performance measurement program with related performance measures. Their standard reports are visualized in graphs and charts and will be available in the Managing for Results Annual Report.

Source of Funds



Use of Funds



Use of Funds

Expenditures	Prior Year 2016-17	Adopted Budget 2017-18	CY Estimate 2017-18	Requested Budget 2018-19	Recommended Budget 2018-19	Recommended Change from Adopted
Salaries and Employee Benefits	4,917,138	5,424,251	5,830,153	6,143,332	6,143,332	719,081
Services and Supplies	18,627,751	29,089,426	30,350,423	14,874,258	13,982,464	(15,106,962)
Other Charges	(1,343,817)	(2,960,727)	(3,304,733)	5,466,742	5,466,742	8,427,469
Capital Assets	0	0	0	356,000	356,000	356,000
Other Financing Uses	4,727,545	4,005,000	4,005,000	105,000	105,000	(3,900,000)
Subtotal	\$26,928,617	\$35,557,950	\$36,880,843	\$26,945,332	\$26,053,538	(9,504,412)

Source of Funds

Revenues	Prior Year 2016-17	Adopted Budget 2017-18	CY Estimate 2017-18	Requested Budget 2018-19	Recommended Budget 2018-19	Recommended Change from Adopted
Taxes	2,358,348	2,161,379	2,161,379	1,944,944	1,944,944	(216,435)
Licenses, Permits, and Franchises	25,665	32,019	32,019	32,659	32,659	640
Revenue from Use of Money & Property	2,773,208	2,533,925	2,533,925	696,130	696,130	(1,837,795)
Intergovernmental Revenues	870,263	11,046	127,546	5,067,164	5,067,164	5,056,118
Charges for Services	16,022,309	20,552,127	20,552,127	17,174,101	17,174,101	(3,378,026)
Miscellaneous Revenues	1,556	0	0	0	0	0
Other Financing Sources	4,727,545	8,561,000	8,561,000	996,794	105,000	(8,456,000)
Subtotal	\$26,778,893	\$33,851,496	\$33,967,996	\$25,911,792	\$25,019,998	(8,831,498)
Fund Balance	152,932	2,718,680	2,718,680	1,033,540	1,033,540	(1,685,140)
Total Source of Funds	\$26,931,825	\$36,570,176	\$36,686,676	\$26,945,332	\$26,053,538	(10,516,638)

Summary of Recommendation

The FY 2018-19 Recommended Budget expenditures for Monterey County Water Resources Agency (MCWRA) programs is \$26,053,538 with anticipated revenues at \$25,019,998 and the use of \$1,033,540 from fund balance will provide a statutorily balanced budget. Budgeted unassigned fund balances at 06/30/2019 are anticipated to be at \$13,915,050.

Salaries and Benefits increased by \$719,081 from FY 2017-18 Adopted Budget due to pay increases, Social

Security Benefits (SSN-FICA), and post-retirement benefits. There is no increase in Services and Supplies for FY 18-19.

Capital Assets in the FY 2018-19 Recommended Budget include \$189,000 for light vehicle purchases and \$167,000 for pumps and dump trucks for a total of \$356,000.

Overall estimated hydroelectric revenue changed from FY 2017-18 Adopted Budget due to the Agency predicts that hydroelectric

revenues sales decreased by \$523,484 caused by drier weather conditions projected for 2019. This is a 47% decrease from FY 2017-18 Adopted Budget and will limit the Agency's ability to invest more money into the repair of aging dam infrastructure. Therefore, the Agency will need to implement a 3.6% increase on most Agency Special Assessment and Flood Zones Assessment based on the increment of Cost of Living Adjustment (COLA).

The Agency continues to reduce expenditures in all Agency funds and is currently working on refunding the SVWP Bond with the anticipation to use any savings from the refinancing toward the Dam infrastructure repairs put in place by the California Department of Water Resources - Division of Safety of Dams (DSOD) in July 2017 in response to the Oroville Dam failure.

Though MCWRA budget is statutorily balanced, the budget fails to meet the County of Monterey financial guideline of a structurally balanced budget. A structurally balanced budget matches ongoing sustainable budget. MCWRA recognizes that a transition period will be required to achieve a structurally balanced budget. The Agency is working on interim and long-term strategic plans to

meet County Fiscal Guidelines where fund balances are not used to sustain ongoing operations. The strategic plan will consider organizational restructuring with a focus on service level and financial sustainability, as well as fund balance growth and positive cash balances. Staff positions for FY 2018-19 Recommended Budget are forty (40) funded positions and eight (8) unfunded positions.

Budget Impacts

The 2017 Oroville Dam failure has increased the California Department of Water Resources - Division of Safety of Dams (DSOD) requirements to operate the dam safely and without failure. The Agency is currently working on repair estimates for Nacimiento and San Antonio Dams for FY 2018-19.

Prior Year Accomplishments

Agency continues to work on the Salinas River Channel Maintenance Program and long-term strategy using the California Coastal Conservancy grant of \$1,000,000 to keep the project moving forward including the Salinas River Lagoon as well as to prepare a Habitat Conservation Plan.

Agency continues to work with Santa Cruz County Flood Control and Water Conservation District on the U.S. Army Corps of Engineer for the Pajaro River Levee Project.

Agency continues to study the Interlake Tunnel and Spillway Modification Project using the \$10,000,000 grant from Department of Water Resources.

Budget Year Goals

Develop an interim and long-term strategic plan to render MCWRA structurally balanced, where estimated expenditures are matched with estimated revenues. MCWRA's focus is to meet County of Monterey Financial Guidelines and ongoing operations that are sustainable and not reliant on fund balance and onetime source of funds.

Establish a sustainable funding source or alternative requirement for the Salinas Valley Water

Project fish monitoring.

Establish funding sources for the Interlake Tunnel Project.

Develop a strategic plan for resolving reservoir real property issues.

Develop a strategy to move forward with a long-term Salinas River Channel Maintenance Program.

Pending Issues

Determination of the Agency's relationship with the Groundwater Sustainability Agency (GSA).

Appropriation Expenditure Detail

	Prior Year 2016-17	Adopted Budget 2017-18	CY Estimate 2017-18	Requested Budget 2018-19	Recommended Budget 2018-19	Recommended Change from Adopted	Fund Code	Budget Unit Code
Administration (WRA001)	75,591	0	0	3,178,109	3,178,109	3,178,109	111	8267
Administration (WRA002)	314,608	466,708	568,988	0	0	(466,708)	112	8267
Administration (WRA003)	883,307	884,567	916,567	0	0	(884,567)	113	8267
Administration (WRA004)	318,133	281,468	286,625	0	0	(281,468)	114	8267
Administration (WRA005)	348,784	790,716	800,182	0	0	(790,716)	115	8267
Administration (WRA006)	3,210,021	4,302,253	5,128,243	0	0	(4,302,253)	116	8267
Administration (WRA007)	3,706	45,209	45,209	0	0	(45,209)	117	8267
Administration (WRA008)	42,200	56,374	56,374	0	0	(56,374)	118	8267
Administration (WRA009)	3,228,196	3,603,285	3,603,285	0	0	(3,603,285)	119	8267
Administration (WRA010)	61	1,595	1,595	0	0	(1,595)	120	8267
Administration (WRA011)	121,504	176,119	176,119	0	0	(176,119)	121	8267
Administration (WRA012)	1,552,201	1,620,619	1,640,619	0	0	(1,620,619)	122	8267
Administration (WRA013)	39,802	36,828	45,828	0	0	(36,828)	123	8267
Administration (WRA014)	23,273	52,621	61,621	0	0	(52,621)	124	8267
Administration (WRA015)	799	1,694	1,694	0	0	(1,694)	125	8267
Administration (WRA016)	60	27,925	27,925	0	0	(27,925)	126	8267
Administration (WRA017)	123,348	390,044	390,044	0	0	(390,044)	127	8267
Administration (WRA018)	6,036	25,902	25,902	0	0	(25,902)	128	8267
Administration (WRA019)	1,857	7,274	7,274	0	0	(7,274)	129	8267
Administration (WRA020)	2,480,652	2,849,763	2,949,763	0	0	(2,849,763)	131	8267
Administration (WRA021)	4,401,082	4,465,535	4,465,535	0	0	(4,465,535)	132	8267
Administration (WRA022)	275,900	1,064,167	1,064,167	0	0	(1,064,167)	130	8267
Administration (WRA025)	3,326,542	1,811,901	1,811,901	0	0	(1,811,901)	303	8267
Administration (WRA026)	2,134,063	2,103,774	2,103,774	0	0	(2,103,774)	313	8267

Appropriation Expenditure Detail

	Prior Year 2016-17	Adopted Budget 2017-18	CY Estimate 2017-18	Requested Budget 2018-19	Recommended Budget 2018-19	Recommended Change from Adopted	Fund Code	Budget Unit Code
Administration (WRA027)	2,136,571	2,141,563	2,141,563	0	0	(2,141,563)	133	8267
Administration (WRA028)	649,353	1,539,046	1,749,046	0	0	(1,539,046)	134	8267
Administration (WRA036)	1,230,970	6,811,000	6,811,000	0	0	(6,811,000)	426	8267
Pajaro Levee (WRA002)	0	0	0	411,197	411,197	411,197	112	8484
Dam Operations (WRA006)	0	0	0	4,743,533	4,743,533	4,743,533	116	8485
Soledad Storm Drain (WRA011)	0	0	0	67,366	67,366	67,366	121	8486
Reclamation Ditch (WRA012)	0	0	0	1,377,228	1,377,228	1,377,228	122	8487
San Lorenzo Creek (WRA014)	0	0	0	35,025	35,025	35,025	124	8488
Moro Cojo Slough (WRA017)	0	0	0	107,367	107,367	107,367	127	8489
Hydro-Electric Operations (WRA022)	0	0	0	569,695	569,695	569,695	130	8490
CSIP Operations (WRA020)	0	0	0	5,203,675	5,203,675	5,203,675	131	8491
SVRP Operations (WRA021)	0	0	0	4,200,300	4,200,300	4,200,300	132	8492
SVDF Operations (WRA028)	0	0	0	1,496,043	1,496,043	1,496,043	134	8493
Debt Services (WRA026)	0	0	0	1,900,000	1,900,000	1,900,000	313	8494
Interlake Tunnel Project (WRA036)	0	0	0	3,655,794	2,764,000	2,764,000	426	8495
Subtotal	\$26,928,617	\$35,557,950	\$36,880,843	\$26,945,332	\$26,053,538	(9,504,412)		

Units

	Prior Year 2016-17	Adopted Budget 2017-18	CY Estimate 2017-18	Requested Budget 2018-19	Recommended Budget 2018-19	Recommended Change from Adopted
Administration	26,928,617	35,557,950	36,880,843	3,178,109	3,178,109	(32,379,841)
Pajaro Levee	0	0	0	411,197	411,197	411,197
Dam Operations	0	0	0	4,743,533	4,743,533	4,743,533
Soledad Storm Drain	0	0	0	67,366	67,366	67,366
Reclamation Ditch	0	0	0	1,377,228	1,377,228	1,377,228
San Lorenzo Creek	0	0	0	35,025	35,025	35,025
Moro Cojo Slough	0	0	0	107,367	107,367	107,367
Hydro-Electric Operations	0	0	0	569,695	569,695	569,695
CSIP Operations	0	0	0	5,203,675	5,203,675	5,203,675
SVRP Operations	0	0	0	4,200,300	4,200,300	4,200,300
SVDF Operations	0	0	0	1,496,043	1,496,043	1,496,043
Debt Services	0	0	0	1,900,000	1,900,000	1,900,000
Interlake Tunnel Project	0	0	0	3,655,794	2,764,000	2,764,000
Subtotal	\$26,928,617	\$35,557,950	\$36,880,843	\$26,945,332	\$26,053,538	(9,504,412)

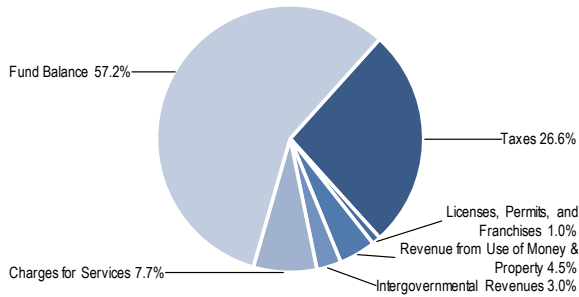
Augmentation

Dept	Request Code	Request Name	Request Type	Requested Amount	Requested FTEs	Rec. Amount	Rec. FTEs
9300	9300-8495-426-AUG1	Interlake Tunnel & San Antonio Spillway Modification Project	Contrib - Other Fund	891,794	0.00	0	0.00
Grand Total				891,794	0.00	0	0.00

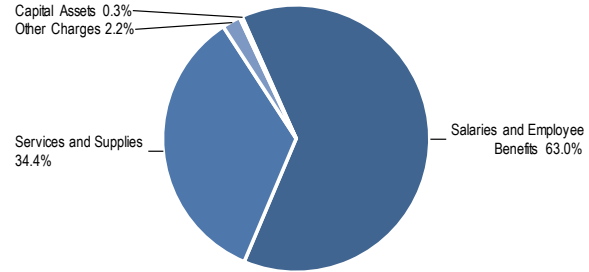
Administration

(Unit 8267— Fund 111)

Source of Funds



Use of Funds



Use of Funds

Expenditures	Prior Year 2016-17	Adopted Budget 2017-18	CY Estimate 2017-18	Requested Budget 2018-19	Recommended Budget 2018-19	Recommended Change from Adopted
Salaries and Employee Benefits	4,917,138	5,424,251	5,830,153	2,003,117	2,003,117	(3,421,134)
Services and Supplies	1,747,457	2,949,778	2,890,371	1,094,791	1,094,791	(1,854,987)
Other Charges	(6,589,004)	(8,374,029)	(8,720,524)	70,451	70,451	8,444,480
Capital Assets	0	0	0	9,750	9,750	9,750
Subtotal	\$75,591	\$0	\$0	\$3,178,109	\$3,178,109	3,178,109

Source of Funds

Revenues	Prior Year 2016-17	Adopted Budget 2017-18	CY Estimate 2017-18	Requested Budget 2018-19	Recommended Budget 2018-19	Recommended Change from Adopted
Taxes	0	0	0	834,953	834,953	834,953
Licenses, Permits, and Franchises	0	0	0	32,659	32,659	32,659
Revenue from Use of Money & Property	(8,970)	0	0	139,775	139,775	139,775
Intergovernmental Revenues	0	0	0	93,450	93,450	93,450
Charges for Services	719	0	0	240,938	240,938	240,938
Miscellaneous Revenues	0	0	0	0	0	0
Subtotal	(\$8,251)	\$0	\$0	\$1,341,775	\$1,341,775	1,341,775
Fund Balance	83,842	0	0	1,836,334	1,836,334	1,836,334
Total Source of Funds	\$75,591	\$0	\$0	\$3,178,109	\$3,178,109	3,178,109

Unit Description

FUND 111 - WRA ADMINISTRATION FUND

THE FOLLOWING FUNDS HAVE BEEN COLLAPSED INTO FUND 111: 113, 114, 115, 117, 118, 120, 123, 125, 126, 128, & 129.

To provide basic water resources management and flood control services County wide through the following ongoing programs: Hydrology and Water Quality, Flood Plain Management & Developmental Services, Environmental Compliance, ALERT System Operations and Maintenance/Flood Monitoring. In addition, this fund supports non-operations and maintenance services for the Salinas Valley, Nacimiento and San Antonio Reservoirs such as ground water extraction/data collection, Lake Nacimiento dock registrations/fees, Well Permits/Well Log Maintenance, and Salinas Valley Water Quality/Nitrate Management.

Recommended 2018-19 Positions

Classification Code	Classification Label	FTE
11A15	GENERAL MANAGER-WATER RESOURCES AGENCY	1.00
	DEPUTY GENERAL MANAGER - WATER RESOURCES AGENCY	
12C36		1.00
14C70	ADMINISTRATIVE SERVICES ASSISTANT	1.00
20B12	ACCOUNTANT III	1.00
20B93	FINANCE MANAGER II	1.00
41C02	WATER RESOURCES HYDROLOGIST	4.00

Recommended 2018-19 Positions

Classification Code	Classification Label	FTE
41C14	ASSOCIATE WATER RESOURCES HYDROLOGIST	3.00
41C17	SENIOR WATER RESOURCES HYDROLOGIST	2.00
41C20	WATER RESOURCES BIOLOGIST	1.00
43A21	ENGINEERING AIDE II	1.00
43B03	WATER RESOURCES TECHNICIAN	3.00
80A34	SENIOR SECRETARY-CONFIDENTIAL	1.00
80E22	OFFICE ASSISTANT III	1.00
80J22	SENIOR ACCOUNT CLERK	1.00
80J30	ACCOUNTING TECHNICIAN	1.00
Total		23.00

Water Resources Agency

Administration

(Unit 8267— Fund 113)

Source of Funds

Intentionally Left Blank

Use of Funds

Intentionally Left Blank

Use of Funds

Expenditures	Prior Year 2016-17	Adopted Budget 2017-18	CY Estimate 2017-18	Requested Budget 2018-19	Recommended Budget 2018-19	Recommended Change from Adopted
Services and Supplies	1,206,910	1,240,206	1,272,206	0	0	(1,240,206)
Other Charges	(323,603)	(355,639)	(355,639)	0	0	355,639
Subtotal	<u>\$883,307</u>	<u>\$884,567</u>	<u>\$916,567</u>	<u>\$0</u>	<u>\$0</u>	<u>(884,567)</u>

Source of Funds

Revenues	Prior Year 2016-17	Adopted Budget 2017-18	CY Estimate 2017-18	Requested Budget 2018-19	Recommended Budget 2018-19	Recommended Change from Adopted
Taxes	250,472	258,144	258,144	0	0	(258,144)
Revenue from Use of Money & Property	3,890	0	0	0	0	0
Intergovernmental Revenues	77,783	3,000	3,000	0	0	(3,000)
Charges for Services	403,603	494,109	494,109	0	0	(494,109)
Miscellaneous Revenues	350	0	0	0	0	0
Subtotal	<u>\$736,098</u>	<u>\$755,253</u>	<u>\$755,253</u>	<u>\$0</u>	<u>\$0</u>	<u>(755,253)</u>
Fund Balance	147,210	161,314	161,314	0	0	(161,314)
Total Source of Funds	<u><u>\$883,307</u></u>	<u><u>\$916,567</u></u>	<u><u>\$916,567</u></u>	<u><u>\$0</u></u>	<u><u>\$0</u></u>	<u><u>(916,567)</u></u>

Unit Description

County Wide Services - Fund 113

THIS FUND HAS BEEN COLLAPSED INTO FUND 111

Administration

(Unit 8267— Fund 114)

Source of Funds

Intentionally Left Blank

Use of Funds

Intentionally Left Blank

Use of Funds

Expenditures	Prior Year 2016-17	Adopted Budget 2017-18	CY Estimate 2017-18	Requested Budget 2018-19	Recommended Budget 2018-19	Recommended Change from Adopted
Services and Supplies	261,530	225,086	227,754	0	0	(225,086)
Other Charges	56,603	56,382	58,871	0	0	(56,382)
Subtotal	\$318,133	\$281,468	\$286,625	\$0	\$0	(281,468)

Source of Funds

Revenues	Prior Year 2016-17	Adopted Budget 2017-18	CY Estimate 2017-18	Requested Budget 2018-19	Recommended Budget 2018-19	Recommended Change from Adopted
Taxes	280,078	292,146	292,146	0	0	(292,146)
Licenses, Permits, and Franchises	25,665	32,019	32,019	0	0	(32,019)
Revenue from Use of Money & Property	70,278	64,500	64,500	0	0	(64,500)
Intergovernmental Revenues	1,713	3,560	3,560	0	0	(3,560)
Charges for Services	10,321	115,818	115,818	0	0	(115,818)
Subtotal	\$388,055	\$508,043	\$508,043	\$0	\$0	(508,043)
Fund Balance	(69,922)	(226,575)	(226,575)	0	0	226,575
Total Source of Funds	\$318,133	\$281,468	\$281,468	\$0	\$0	(281,468)

Unit Description

Water Resources - Zone #2 - Fund 114

THIS FUND HAS BEEN COLLAPSED INTO FUND 111

Administration

(Unit 8267— Fund 115)

Source of Funds

Intentionally Left Blank

Use of Funds

Intentionally Left Blank

Use of Funds

Expenditures	Prior Year 2016-17	Adopted Budget 2017-18	CY Estimate 2017-18	Requested Budget 2018-19	Recommended Budget 2018-19	Recommended Change from Adopted
Services and Supplies	348,784	790,716	800,182	0	0	(790,716)
Subtotal	<u>\$348,784</u>	<u>\$790,716</u>	<u>\$800,182</u>	<u>\$0</u>	<u>\$0</u>	<u>(790,716)</u>

Source of Funds

Revenues	Prior Year 2016-17	Adopted Budget 2017-18	CY Estimate 2017-18	Requested Budget 2018-19	Recommended Budget 2018-19	Recommended Change from Adopted
Taxes	121,736	124,894	124,894	0	0	(124,894)
Revenue from Use of Money & Property	366,811	315,075	315,075	0	0	(315,075)
Intergovernmental Revenues	736	1,500	1,500	0	0	(1,500)
Charges for Services	34,985	235,000	235,000	0	0	(235,000)
Subtotal	<u>\$524,268</u>	<u>\$676,469</u>	<u>\$676,469</u>	<u>\$0</u>	<u>\$0</u>	<u>(676,469)</u>
Fund Balance	(175,484)	114,247	114,247	0	0	(114,247)
Total Source of Funds	<u><u>\$348,784</u></u>	<u><u>\$790,716</u></u>	<u><u>\$790,716</u></u>	<u><u>\$0</u></u>	<u><u>\$0</u></u>	<u><u>(790,716)</u></u>

Unit Description

Water Resources - Zone 2A - Fund 115

THIS FUND HAS BEEN COLLAPSED INTO FUND 111

Administration

(Unit 8267— Fund 117)

Source of Funds

Use of Funds

Intentionally Left Blank

Intentionally Left Blank

Use of Funds

Expenditures	Prior Year 2016-17	Adopted Budget 2017-18	CY Estimate 2017-18	Requested Budget 2018-19	Recommended Budget 2018-19	Recommended Change from Adopted
Services and Supplies	3,706	45,209	45,209	0	0	(45,209)
Subtotal	\$3,706	\$45,209	\$45,209	\$0	\$0	(45,209)

Source of Funds

Revenues	Prior Year 2016-17	Adopted Budget 2017-18	CY Estimate 2017-18	Requested Budget 2018-19	Recommended Budget 2018-19	Recommended Change from Adopted
Taxes	34,596	35,570	35,570	0	0	(35,570)
Revenue from Use of Money & Property	1,101	100	100	0	0	(100)
Intergovernmental Revenues	91	188	188	0	0	(188)
Subtotal	\$35,787	\$35,858	\$35,858	\$0	\$0	(35,858)
Fund Balance	(32,082)	9,351	9,351	0	0	(9,351)
Total Source of Funds	\$3,706	\$45,209	\$45,209	\$0	\$0	(45,209)

Unit Description

Lower Salinas River Channel (Fund 117)

THIS FUND HAS BEEN COLLAPSED INTO FUND 111

Administration

(Unit 8267— Fund 118)

Source of Funds

Use of Funds

Intentionally Left Blank

Intentionally Left Blank

Use of Funds

Expenditures	Prior Year 2016-17	Adopted Budget 2017-18	CY Estimate 2017-18	Requested Budget 2018-19	Recommended Budget 2018-19	Recommended Change from Adopted
Services and Supplies	42,200	56,374	56,374	0	0	(56,374)
Subtotal	\$42,200	\$56,374	\$56,374	\$0	\$0	(56,374)

Source of Funds

Revenues	Prior Year 2016-17	Adopted Budget 2017-18	CY Estimate 2017-18	Requested Budget 2018-19	Recommended Budget 2018-19	Recommended Change from Adopted
Taxes	39,983	41,059	41,059	0	0	(41,059)
Revenue from Use of Money & Property	567	20	20	0	0	(20)
Intergovernmental Revenues	113	200	200	0	0	(200)
Subtotal	\$40,663	\$41,279	\$41,279	\$0	\$0	(41,279)
Fund Balance	1,538	15,095	15,095	0	0	(15,095)
Total Source of Funds	\$42,200	\$56,374	\$56,374	\$0	\$0	(56,374)

Unit Description

Merritt Lake (Fund 118)

THIS FUND HAS BEEN COLLAPSED INTO FUND 111

Administration

(Unit 8267— Fund 120)

Source of Funds

Use of Funds

Intentionally Left Blank

Intentionally Left Blank

Use of Funds

Expenditures	Prior Year 2016-17	Adopted Budget 2017-18	CY Estimate 2017-18	Requested Budget 2018-19	Recommended Budget 2018-19	Recommended Change from Adopted
Services and Supplies	61	1,595	1,595	0	0	(1,595)
Subtotal	\$61	\$1,595	\$1,595	\$0	\$0	(1,595)

Source of Funds

Revenues	Prior Year 2016-17	Adopted Budget 2017-18	CY Estimate 2017-18	Requested Budget 2018-19	Recommended Budget 2018-19	Recommended Change from Adopted
Taxes	4,507	4,648	4,648	0	0	(4,648)
Revenue from Use of Money & Property	351	82	82	0	0	(82)
Intergovernmental Revenues	13	26	26	0	0	(26)
Subtotal	\$4,871	\$4,756	\$4,756	\$0	\$0	(4,756)
Fund Balance	(4,810)	3,161	3,161	0	0	(3,161)
Total Source of Funds	\$61	\$7,917	\$7,917	\$0	\$0	(7,917)

Unit Description

North Monterey County (Fund 120)

THIS FUND HAS BEEN COLLAPSED INTO FUND 111

Administration

(Unit 8267— Fund 123)

Source of Funds

Use of Funds

Intentionally Left Blank

Intentionally Left Blank

Use of Funds

Expenditures	Prior Year 2016-17	Adopted Budget 2017-18	CY Estimate 2017-18	Requested Budget 2018-19	Recommended Budget 2018-19	Recommended Change from Adopted
Services and Supplies	39,802	36,828	45,828	0	0	(36,828)
Subtotal	\$39,802	\$36,828	\$45,828	\$0	\$0	(36,828)

Source of Funds

Revenues	Prior Year 2016-17	Adopted Budget 2017-18	CY Estimate 2017-18	Requested Budget 2018-19	Recommended Budget 2018-19	Recommended Change from Adopted
Taxes	58,668	58,250	58,250	0	0	(58,250)
Revenue from Use of Money & Property	1,985	170	170	0	0	(170)
Intergovernmental Revenues	159	360	360	0	0	(360)
Subtotal	\$60,811	\$58,780	\$58,780	\$0	\$0	(58,780)
Fund Balance	(21,009)	12,952	12,952	0	0	(12,952)
Total Source of Funds	\$39,802	\$71,732	\$71,732	\$0	\$0	(71,732)

Unit Description

Monterey Peninsula / Carmel Valley (Fund 123)

THIS FUND HAS BEEN COLLAPSED INTO FUND 111

Administration

(Unit 8267— Fund 125)

Source of Funds

Intentionally Left Blank

Use of Funds

Intentionally Left Blank

Use of Funds

Expenditures	Prior Year 2016-17	Adopted Budget 2017-18	CY Estimate 2017-18	Requested Budget 2018-19	Recommended Budget 2018-19	Recommended Change from Adopted
Services and Supplies	799	1,694	1,694	0	0	(1,694)
Subtotal	\$799	\$1,694	\$1,694	\$0	\$0	(1,694)

Source of Funds

Revenues	Prior Year 2016-17	Adopted Budget 2017-18	CY Estimate 2017-18	Requested Budget 2018-19	Recommended Budget 2018-19	Recommended Change from Adopted
Taxes	1,642	1,795	1,795	0	0	(1,795)
Intergovernmental Revenues	4	10	10	0	0	(10)
Subtotal	\$1,646	\$1,805	\$1,805	\$0	\$0	(1,805)
Fund Balance	(848)	(111)	(111)	0	0	111
Total Source of Funds	\$798	\$1,694	\$1,694	\$0	\$0	(1,694)

Unit Description

Arroyo Seco Area (Fund 125)

THIS FUND HAS BEEN COLLAPSED INTO FUND 111

Administration

(Unit 8267— Fund 126)

Source of Funds

Intentionally Left Blank

Use of Funds

Intentionally Left Blank

Use of Funds

Expenditures	Prior Year 2016-17	Adopted Budget 2017-18	CY Estimate 2017-18	Requested Budget 2018-19	Recommended Budget 2018-19	Recommended Change from Adopted
Services and Supplies	60	27,925	27,925	0	0	(27,925)
Subtotal	\$60	\$27,925	\$27,925	\$0	\$0	(27,925)

Source of Funds

Revenues	Prior Year 2016-17	Adopted Budget 2017-18	CY Estimate 2017-18	Requested Budget 2018-19	Recommended Budget 2018-19	Recommended Change from Adopted
Taxes	5,070	5,329	5,329	0	0	(5,329)
Revenue from Use of Money & Property	789	300	300	0	0	(300)
Intergovernmental Revenues	13	20	20	0	0	(20)
Subtotal	\$5,871	\$5,649	\$5,649	\$0	\$0	(5,649)
Fund Balance	(5,811)	22,276	22,276	0	0	(22,276)
Total Source of Funds	\$60	\$27,925	\$27,925	\$0	\$0	(27,925)

Unit Description

Carnation Subdivision (Fund 126)

THIS FUND HAS BEEN COLLAPSED INTO FUND 111

Administration

(Unit 8267— Fund 128)

Source of Funds

Use of Funds

Intentionally Left Blank

Intentionally Left Blank

Use of Funds

Expenditures	Prior Year 2016-17	Adopted Budget 2017-18	CY Estimate 2017-18	Requested Budget 2018-19	Recommended Budget 2018-19	Recommended Change from Adopted
Services and Supplies	6,036	25,902	25,902	0	0	(25,902)
Subtotal	\$6,036	\$25,902	\$25,902	\$0	\$0	(25,902)

Source of Funds

Revenues	Prior Year 2016-17	Adopted Budget 2017-18	CY Estimate 2017-18	Requested Budget 2018-19	Recommended Budget 2018-19	Recommended Change from Adopted
Taxes	20,110	20,776	20,776	0	0	(20,776)
Revenue from Use of Money & Property	2,111	500	500	0	0	(500)
Intergovernmental Revenues	52	100	100	0	0	(100)
Subtotal	\$22,273	\$21,376	\$21,376	\$0	\$0	(21,376)
Fund Balance	(16,237)	4,526	4,526	0	0	(4,526)
Total Source of Funds	\$6,036	\$25,902	\$25,902	\$0	\$0	(25,902)

Unit Description

Storm Drain Maintenance (Fund 128)

THIS FUND HAS BEEN COLLAPSED INTO FUND 111

Administration

(Unit 8267— Fund 129)

Source of Funds

Intentionally Left Blank

Use of Funds

Intentionally Left Blank

Use of Funds

Expenditures	Prior Year 2016-17	Adopted Budget 2017-18	CY Estimate 2017-18	Requested Budget 2018-19	Recommended Budget 2018-19	Recommended Change from Adopted
Services and Supplies	1,857	7,274	7,274	0	0	(7,274)
Subtotal	\$1,857	\$7,274	\$7,274	\$0	\$0	(7,274)

Source of Funds

Revenues	Prior Year 2016-17	Adopted Budget 2017-18	CY Estimate 2017-18	Requested Budget 2018-19	Recommended Budget 2018-19	Recommended Change from Adopted
Taxes	4,109	4,318	4,318	0	0	(4,318)
Revenue from Use of Money & Property	68	50	50	0	0	(50)
Intergovernmental Revenues	10	20	20	0	0	(20)
Subtotal	\$4,187	\$4,388	\$4,388	\$0	\$0	(4,388)
Fund Balance	(2,330)	2,886	2,886	0	0	(2,886)
Total Source of Funds	\$1,857	\$7,274	\$7,274	\$0	\$0	(7,274)

Unit Description

Gonzales Slough Maintenance (Fund 129)

THIS FUND HAS BEEN COLLAPSED INTO FUND 111

Administration

(Unit 8267— Fund 112)

Source of Funds

Intentionally Left Blank

Use of Funds

Intentionally Left Blank

Use of Funds

Expenditures	Prior Year 2016-17	Adopted Budget 2017-18	CY Estimate 2017-18	Requested Budget 2018-19	Recommended Budget 2018-19	Recommended Change from Adopted
Services and Supplies	306,608	458,708	560,988	0	0	(458,708)
Other Charges	8,000	8,000	8,000	0	0	(8,000)
Subtotal	\$314,608	\$466,708	\$568,988	\$0	\$0	(466,708)

Source of Funds

Revenues	Prior Year 2016-17	Adopted Budget 2017-18	CY Estimate 2017-18	Requested Budget 2018-19	Recommended Budget 2018-19	Recommended Change from Adopted
Taxes	15,717	15,912	15,912	0	0	(15,912)
Revenue from Use of Money & Property	2,070	1,104	1,104	0	0	(1,104)
Intergovernmental Revenues	72	87	116,587	0	0	(87)
Charges for Services	411,791	411,909	411,909	0	0	(411,909)
Subtotal	\$429,649	\$429,012	\$545,512	\$0	\$0	(429,012)
Fund Balance	(115,041)	37,696	37,696	0	0	(37,696)
Total Source of Funds	\$314,608	\$466,708	\$583,208	\$0	\$0	(466,708)

Unit Description

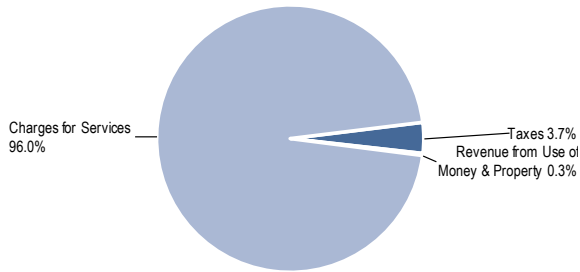
Pajaro Levee Zone #1 - Fund 112

THIS BUDGET UNIT HAS BEEN CHANGED FROM 8267 TO BUDGET UNIT 8484.

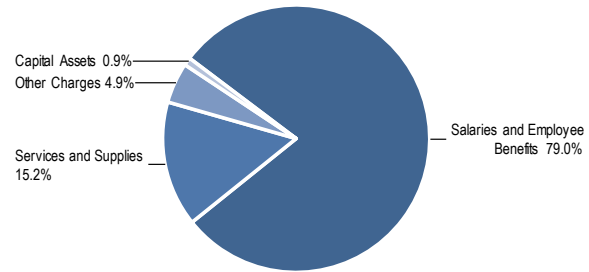
Pajaro Levee

(Unit 8484— Fund 112)

Source of Funds



Use of Funds



Use of Funds

Expenditures	Prior Year 2016-17	Adopted Budget 2017-18	CY Estimate 2017-18	Requested Budget 2018-19	Recommended Budget 2018-19	Recommended Change from Adopted
Salaries and Employee Benefits	0	0	0	324,692	324,692	324,692
Services and Supplies	0	0	0	62,412	62,412	62,412
Other Charges	0	0	0	20,193	20,193	20,193
Capital Assets	0	0	0	3,900	3,900	3,900
Subtotal	\$0	\$0	\$0	\$411,197	\$411,197	411,197

Source of Funds

Revenues	Prior Year 2016-17	Adopted Budget 2017-18	CY Estimate 2017-18	Requested Budget 2018-19	Recommended Budget 2018-19	Recommended Change from Adopted
Taxes	0	0	0	16,230	16,230	16,230
Revenue from Use of Money & Property	0	0	0	1,126	1,126	1,126
Intergovernmental Revenues	0	0	0	87	87	87
Charges for Services	0	0	0	420,147	420,147	420,147
Subtotal	\$0	\$0	\$0	\$437,590	\$437,590	437,590
Fund Balance	0	0	0	(26,393)	(26,393)	(26,393)
Total Source of Funds	\$0	\$0	\$0	\$411,197	\$411,197	411,197

Unit Description

FUND 112 - PAJARO LEVEE

To maintain the Pajaro Levee and adjacent river bench as a flood control structure according to US Army Corps of Engineers criteria in order to reduce potential flooding impacts from the Pajaro River. This fund supports the maintenance of the Pajaro Levee and adjacent riverbank by removing silt and controlling vegetation in

river channel adjacent to the Levee, subject to existing laws and regulations in form of permits. Agency staff coordinates levee and channel maintenance activities with Army Corps of Engineers, regulatory agencies, other agencies, and citizens of the Pajaro Valley. In addition, this fund supports the watershed effort of the Pajaro River Watershed Flood Prevention Authority and works with the Army Corps of Engineers to develop 100 year flood protection project.

Administration

(Unit 8267— Fund 116)

Source of Funds

Intentionally Left Blank

Use of Funds

Intentionally Left Blank

Use of Funds

Expenditures	Prior Year 2016-17	Adopted Budget 2017-18	CY Estimate 2017-18	Requested Budget 2018-19	Recommended Budget 2018-19	Recommended Change from Adopted
Services and Supplies	3,463,412	4,302,253	5,128,243	0	0	(4,302,253)
Other Charges	(253,392)	0	0	0	0	0
Subtotal	\$3,210,021	\$4,302,253	\$5,128,243	\$0	\$0	(4,302,253)

Source of Funds

Revenues	Prior Year 2016-17	Adopted Budget 2017-18	CY Estimate 2017-18	Requested Budget 2018-19	Recommended Budget 2018-19	Recommended Change from Adopted
Revenue from Use of Money & Property	23,383	5,000	5,000	0	0	(5,000)
Charges for Services	3,746,854	3,409,426	3,409,426	0	0	(3,409,426)
Miscellaneous Revenues	1	0	0	0	0	0
Subtotal	\$3,770,238	\$3,414,426	\$3,414,426	\$0	\$0	(3,414,426)
Fund Balance	(560,217)	1,487,827	1,487,827	0	0	(1,487,827)
Total Source of Funds	\$3,210,021	\$4,902,253	\$4,902,253	\$0	\$0	(4,902,253)

Unit Description

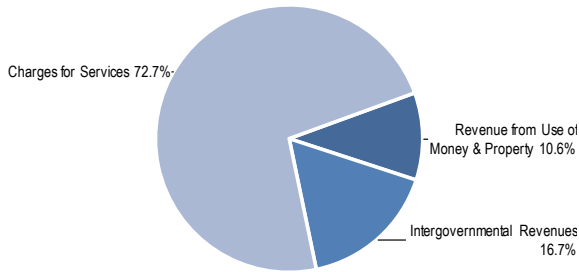
Dam Operations - 2COPTN, CAMP, and 2CADMN (Fund 116)

THIS BUDGET UNIT HAS BEEN CHANGED FROM 8267 TO BUDGET UNIT 8485

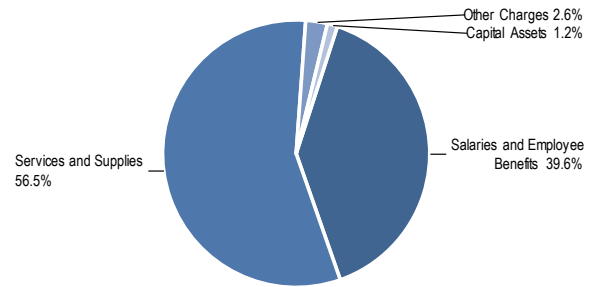
Dam Operations

(Unit 8485— Fund 116)

Source of Funds



Use of Funds



Use of Funds

Expenditures	Prior Year 2016-17	Adopted Budget 2017-18	CY Estimate 2017-18	Requested Budget 2018-19	Recommended Budget 2018-19	Recommended Change from Adopted
Salaries and Employee Benefits	0	0	0	1,838,631	1,838,631	1,838,631
Services and Supplies	0	0	0	2,621,018	2,621,018	2,621,018
Other Charges	0	0	0	122,034	122,034	122,034
Capital Assets	0	0	0	56,850	56,850	56,850
Other Financing Uses	0	0	0	105,000	105,000	105,000
Subtotal	\$0	\$0	\$0	\$4,743,533	\$4,743,533	4,743,533

Source of Funds

Revenues	Prior Year 2016-17	Adopted Budget 2017-18	CY Estimate 2017-18	Requested Budget 2018-19	Recommended Budget 2018-19	Recommended Change from Adopted
Revenue from Use of Money & Property	0	0	0	505,000	505,000	505,000
Intergovernmental Revenues	0	0	0	800,000	800,000	800,000
Charges for Services	0	0	0	3,477,615	3,477,615	3,477,615
Other Financing Sources	0	0	0	105,000	105,000	105,000
Subtotal	\$0	\$0	\$0	\$4,887,615	\$4,887,615	4,887,615
Fund Balance	0	0	0	(144,082)	(144,082)	(144,082)
Total Source of Funds	\$0	\$0	\$0	\$4,743,533	\$4,743,533	4,743,533

Unit Description

FUND 116 - DAM OPERATIONS

Fund 116 is comprised of three (3) components:

- 1.a. Zone 2C Salinas Valley Water Project (SVWP);
 - 1.b. Nacimiento & San Antonio Dam Operations and Maintenance;
 2. SVWP Capital Asset Management Plan (CAMP);
 3. Zone 2C SVWP Administration.
- 1.a. Zone 2C Salinas Valley Water Project (SVWP):

To collect the SVWP special assessments, Nacimiento taxes and reimbursements with San Luis Obispo County. It supports operation and maintenance of Nacimiento and San Antonio dams

to reduce flooding impacts on the Salinas River, and provide water conservation with consideration given to recreation.

1.b. SVWP Zone 2C Nacimiento & San Antonio Dam Operation and Maintenance:

To support the maintenance and repairs of the dam embankment, outlet gates, roads, culverts, buildings and facilities, and the operation of equipment at the dam. It maintains the log booms protecting the inlet works of the dam, as well as operates the Low Level Outlet works, the High Level Gates, and the Obermeyer Gate on the spillway for conservation and flood control releases. In addition, this fund also provides for water rights, performs water quality sampling and analysis, oversees Agency property around Lake Nacimiento, provides for safety and security, and works with the Monterey County Parks Department to administer recreation facilities at the lake. It also supports activities in the following ongoing programs: Salinas River Channel Maintenance Program, Salinas River Mouth Operations, Reservoir Operations Hydrology and Water Quality Program, ALERT Flood Warning System,

Groundwater Extraction/Data Collection, and Invasive Species Program for Quagga and Zebra mussels in Nacimiento and San Antonio Reservoirs.

2. SVWP Zone 2C Capital Asset Management Program (CAMP):

To support the implementation of the Agency's Capital Asset Management Plan (CAMP) for the Nacimiento and San Antonio Reservoirs.

3. SVWP Zone 2C Nacimiento Administration:

To administer and collect the assessments and related technology, support the maintenance of the cattle leases, manage Agency land, and annex property into the Zone 2C. This fund also supports activities related to the Federal Energy Regulatory Commission and California Department of Water Resources Division of Safety of Dams requirements, addresses legal concerns related to easements, lawsuits, leases, grants, and assessments.

Recommended 2018-19 Positions

Classification Code	Classification Label	FTE
	DEPUTY GENERAL MANAGER - WATER RESOURCES	
12C36	AGENCY	1.00
41C02	WATER RESOURCES HYDROLOGIST	1.00
41C14	ASSOCIATE WATER RESOURCES HYDROLOGIST	1.00
41E11	WATER RESOURCES ENGINEER	2.00
41E21	ASSOCIATE WATER RESOURCES ENGINEER	1.00
41E30	SENIOR WATER RESOURCES ENGINEER	2.00
43B03	WATER RESOURCES TECHNICIAN	1.00
74J11	WATER MAINTENANCE WORKER II	1.00
74J22	ASSISTANT WATER MAINTENANCE SUPERINTENDNT	2.00
	Total	12.00

Water Resources Agency

Administration

(Unit 8267— Fund 121)

Source of Funds

Use of Funds

Intentionally Left Blank

Intentionally Left Blank

Use of Funds

Expenditures	Prior Year 2016-17	Adopted Budget 2017-18	CY Estimate 2017-18	Requested Budget 2018-19	Recommended Budget 2018-19	Recommended Change from Adopted
Services and Supplies	121,504	176,119	176,119	0	0	(176,119)
Subtotal	\$121,504	\$176,119	\$176,119	\$0	\$0	(176,119)

Source of Funds

Revenues	Prior Year 2016-17	Adopted Budget 2017-18	CY Estimate 2017-18	Requested Budget 2018-19	Recommended Budget 2018-19	Recommended Change from Adopted
Taxes	14,498	10,086	10,086	0	0	(10,086)
Revenue from Use of Money & Property	1,739	400	400	0	0	(400)
Intergovernmental Revenues	28	55	55	0	0	(55)
Charges for Services	63,007	62,314	62,314	0	0	(62,314)
Subtotal	\$79,273	\$72,855	\$72,855	\$0	\$0	(72,855)
Fund Balance	42,231	103,264	103,264	0	0	(103,264)
Total Source of Funds	\$121,504	\$176,119	\$176,119	\$0	\$0	(176,119)

Unit Description

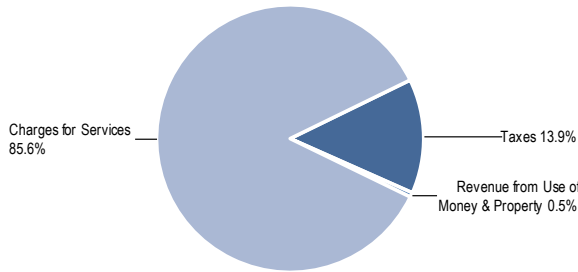
Soledad Storm Drain (Fund 121)

THIS BUDGET UNIT HAS BEEN CHANGED FROM 8267 TO BUDGET UNIT 8486

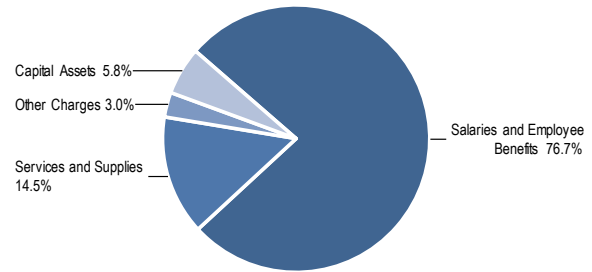
Soledad Storm Drain

(Unit 8486— Fund 121)

Source of Funds



Use of Funds



Use of Funds

Expenditures	Prior Year 2016-17	Adopted Budget 2017-18	CY Estimate 2017-18	Requested Budget 2018-19	Recommended Budget 2018-19	Recommended Change from Adopted
Salaries and Employee Benefits	0	0	0	51,703	51,703	51,703
Services and Supplies	0	0	0	9,745	9,745	9,745
Other Charges	0	0	0	2,018	2,018	2,018
Capital Assets	0	0	0	3,900	3,900	3,900
Subtotal	\$0	\$0	\$0	\$67,366	\$67,366	67,366

Source of Funds

Revenues	Prior Year 2016-17	Adopted Budget 2017-18	CY Estimate 2017-18	Requested Budget 2018-19	Recommended Budget 2018-19	Recommended Change from Adopted
Taxes	0	0	0	10,288	10,288	10,288
Revenue from Use of Money & Property	0	0	0	408	408	408
Intergovernmental Revenues	0	0	0	56	56	56
Charges for Services	0	0	0	63,560	63,560	63,560
Subtotal	\$0	\$0	\$0	\$74,312	\$74,312	74,312
Fund Balance	0	0	0	(6,946)	(6,946)	(6,946)
Total Source of Funds	\$0	\$0	\$0	\$67,366	\$67,366	67,366

Unit Description

FUND 121 - SOLEDAD STORM DRAIN

To reduce flooding in the City of Soledad from Bryant Canyon runoff, maintain the Soledad Storm Drain in accordance with an agreement by the Agency with the City of Soledad, and the Department of Housing and Urban Development for facilities such as the channel, culverts, and access roadway.

Administration

(Unit 8267— Fund 122)

Source of Funds

Intentionally Left Blank

Use of Funds

Intentionally Left Blank

Use of Funds

Expenditures	Prior Year 2016-17	Adopted Budget 2017-18	CY Estimate 2017-18	Requested Budget 2018-19	Recommended Budget 2018-19	Recommended Change from Adopted
Services and Supplies	1,552,201	1,620,619	1,640,619	0	0	(1,620,619)
Subtotal	\$1,552,201	\$1,620,619	\$1,640,619	\$0	\$0	(1,620,619)

Source of Funds

Revenues	Prior Year 2016-17	Adopted Budget 2017-18	CY Estimate 2017-18	Requested Budget 2018-19	Recommended Budget 2018-19	Recommended Change from Adopted
Taxes	304,768	303,097	303,097	0	0	(303,097)
Revenue from Use of Money & Property	12,359	4,000	4,000	0	0	(4,000)
Intergovernmental Revenues	880	1,500	1,500	0	0	(1,500)
Charges for Services	1,075,562	1,101,630	1,101,630	0	0	(1,101,630)
Subtotal	\$1,393,569	\$1,410,227	\$1,410,227	\$0	\$0	(1,410,227)
Fund Balance	158,632	230,392	230,392	0	0	(230,392)
Total Source of Funds	\$1,552,201	\$1,640,619	\$1,640,619	\$0	\$0	(1,640,619)

Unit Description

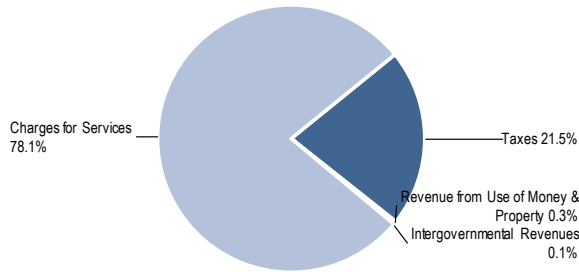
Reclamation Ditch (Fund 122)

THIS BUDGET UNIT HAS BEEN CHANGED FROM 8267 TO BUDGET UNIT 8487

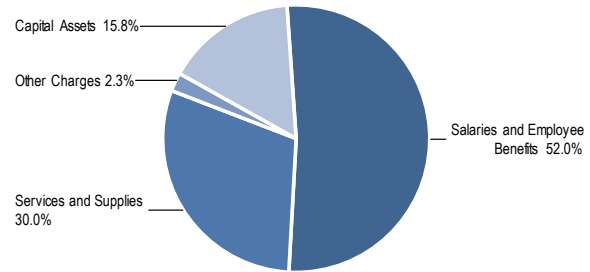
Reclamation Ditch

(Unit 8487— Fund 122)

Source of Funds



Use of Funds



Use of Funds

Expenditures	Prior Year 2016-17	Adopted Budget 2017-18	CY Estimate 2017-18	Requested Budget 2018-19	Recommended Budget 2018-19	Recommended Change from Adopted
Salaries and Employee Benefits	0	0	0	716,000	716,000	716,000
Services and Supplies	0	0	0	412,732	412,732	412,732
Other Charges	0	0	0	31,096	31,096	31,096
Capital Assets	0	0	0	217,400	217,400	217,400
Subtotal	\$0	\$0	\$0	\$1,377,228	\$1,377,228	1,377,228

Source of Funds

Revenues	Prior Year 2016-17	Adopted Budget 2017-18	CY Estimate 2017-18	Requested Budget 2018-19	Recommended Budget 2018-19	Recommended Change from Adopted
Taxes	0	0	0	309,159	309,159	309,159
Revenue from Use of Money & Property	0	0	0	4,080	4,080	4,080
Intergovernmental Revenues	0	0	0	1,530	1,530	1,530
Charges for Services	0	0	0	1,123,663	1,123,663	1,123,663
Subtotal	\$0	\$0	\$0	\$1,438,432	\$1,438,432	1,438,432
Fund Balance	0	0	0	(61,204)	(61,204)	(61,204)
Total Source of Funds	\$0	\$0	\$0	\$1,377,228	\$1,377,228	1,377,228

Unit Description

FUND 122 - RECLAMATION DITCH

To operate and maintain the Reclamation Ditch to reduce flooding impacts. The Reclamation Ditch is the storm drain for a major portion of the City of Salinas. It is the outlet to the ocean for three Gabilan Mountain Streams, receives irrigation return water from adjacent farmlands, and drains approximately 157 square miles. This fund supports work with the City of Salinas in developing Impact Fees for capital improvements. It maintains the Reclamation Ditch and related facilities by removing debris and silt to maintain grade from drainage channels for which the Agency has right-of-way. It repairs erosion to banks, maintains tide gates; and operates and maintains pumping stations. This fund pays for general liability insurance, electrical costs for pumping stations; management of vegetation, rodent control, and maintenance of

culverts and other structures in the Reclamation Ditch. It supports the ALERT Flood Warning system and responds to citizen requests for assistance on drainage and flooding matters in areas of Zone 9 by providing advice, with any construction of improvements to be considered in relation to the priorities set forth in the Zone 9 Operation Study.

Recommended 2018-19 Positions

Classification Code	Classification Label	FTE
41E30	SENIOR WATER RESOURCES ENGINEER	1.00
74C01	WATER MAINTENANCE SUPERINTENDENT	1.00
74J01	WATER MAINTENANCE WORKER I	1.00
74J11	WATER MAINTENANCE WORKER II	3.00
74J21	SENIOR WATER MAINTENANCE WORKER	3.00
Total		9.00

Administration

(Unit 8267— Fund 124)

Source of Funds

Intentionally Left Blank

Use of Funds

Intentionally Left Blank

Use of Funds

Expenditures	Prior Year 2016-17	Adopted Budget 2017-18	CY Estimate 2017-18	Requested Budget 2018-19	Recommended Budget 2018-19	Recommended Change from Adopted
Services and Supplies	23,273	52,621	61,621	0	0	(52,621)
Subtotal	\$23,273	\$52,621	\$61,621	\$0	\$0	(52,621)

Source of Funds

Revenues	Prior Year 2016-17	Adopted Budget 2017-18	CY Estimate 2017-18	Requested Budget 2018-19	Recommended Budget 2018-19	Recommended Change from Adopted
Taxes	10,301	7,740	7,740	0	0	(7,740)
Revenue from Use of Money & Property	738	150	150	0	0	(150)
Intergovernmental Revenues	20	40	40	0	0	(40)
Charges for Services	27,958	31,519	31,519	0	0	(31,519)
Subtotal	\$39,017	\$39,449	\$39,449	\$0	\$0	(39,449)
Fund Balance	(15,744)	22,172	22,172	0	0	(22,172)
Total Source of Funds	\$23,273	\$61,621	\$61,621	\$0	\$0	(61,621)

Unit Description

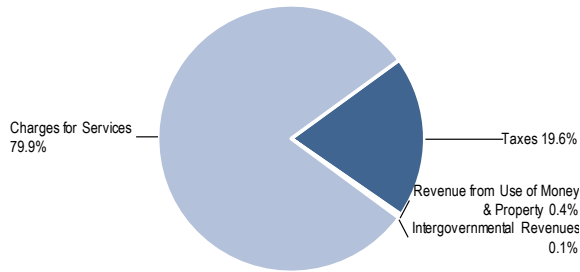
San Lorenzo Creek (Fund 124)

THIS BUDGET UNIT HAS BEEN CHANGED FROM 8267 TO
BUDGET UNIT 8488

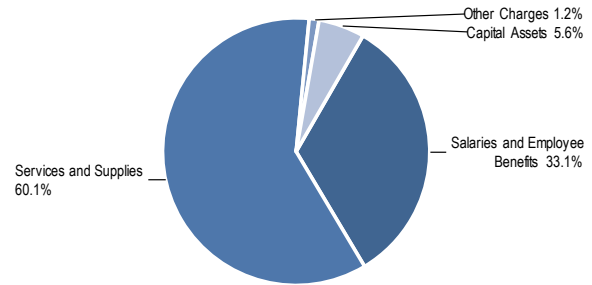
San Lorenzo Creek

(Unit 8488— Fund 124)

Source of Funds



Use of Funds



Use of Funds

Expenditures	Prior Year 2016-17	Adopted Budget 2017-18	CY Estimate 2017-18	Requested Budget 2018-19	Recommended Budget 2018-19	Recommended Change from Adopted
Salaries and Employee Benefits	0	0	0	11,592	11,592	11,592
Services and Supplies	0	0	0	21,066	21,066	21,066
Other Charges	0	0	0	417	417	417
Capital Assets	0	0	0	1,950	1,950	1,950
Subtotal	\$0	\$0	\$0	\$35,025	\$35,025	35,025

Source of Funds

Revenues	Prior Year 2016-17	Adopted Budget 2017-18	CY Estimate 2017-18	Requested Budget 2018-19	Recommended Budget 2018-19	Recommended Change from Adopted
Taxes	0	0	0	7,894	7,894	7,894
Revenue from Use of Money & Property	0	0	0	153	153	153
Intergovernmental Revenues	0	0	0	41	41	41
Charges for Services	0	0	0	32,149	32,149	32,149
Subtotal	\$0	\$0	\$0	\$40,237	\$40,237	40,237
Fund Balance	0	0	0	(5,212)	(5,212)	(5,212)
Total Source of Funds	\$0	\$0	\$0	\$35,025	\$35,025	35,025

Unit Description

FUND 124 - SAN LORENZO CREEK

To reduce flooding from San Lorenzo Creek at King City. The Agency coordinates with the City of King to remove silt, debris, and vegetation from the channel when needed, maintains the Bulkhead Wall, studies improvements to the Bulkhead Wall to increase flood protection in the Villa Drive area, and constructs improvements if sufficient funding becomes available.

Administration

(Unit 8267— Fund 127)

Source of Funds

Intentionally Left Blank

Use of Funds

Intentionally Left Blank

Use of Funds

Expenditures	Prior Year 2016-17	Adopted Budget 2017-18	CY Estimate 2017-18	Requested Budget 2018-19	Recommended Budget 2018-19	Recommended Change from Adopted
Services and Supplies	123,348	390,044	390,044	0	0	(390,044)
Subtotal	\$123,348	\$390,044	\$390,044	\$0	\$0	(390,044)

Source of Funds

Revenues	Prior Year 2016-17	Adopted Budget 2017-18	CY Estimate 2017-18	Requested Budget 2018-19	Recommended Budget 2018-19	Recommended Change from Adopted
Revenue from Use of Money & Property	5,572	1,500	1,500	0	0	(1,500)
Charges for Services	74,641	109,435	109,435	0	0	(109,435)
Miscellaneous Revenues	1,193	0	0	0	0	0
Subtotal	\$81,406	\$110,935	\$110,935	\$0	\$0	(110,935)
Fund Balance	41,941	279,109	279,109	0	0	(279,109)
Total Source of Funds	\$123,348	\$390,044	\$390,044	\$0	\$0	(390,044)

Unit Description

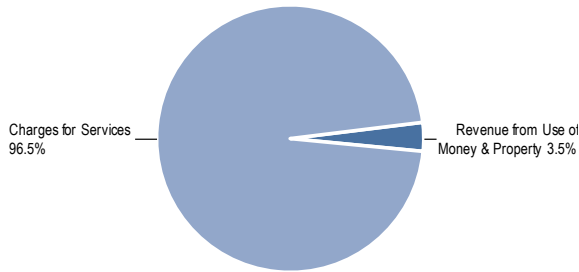
Moro Cojo Slough (Fund 127)

THIS BUDGET UNIT HAS BEEN CHANGED FROM 8267 TO BUDGET UNIT 8489

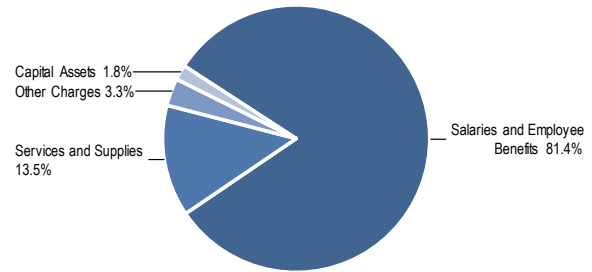
Moro Cojo Slough

(Unit 8489— Fund 127)

Source of Funds



Use of Funds



Use of Funds

Expenditures	Prior Year 2016-17	Adopted Budget 2017-18	CY Estimate 2017-18	Requested Budget 2018-19	Recommended Budget 2018-19	Recommended Change from Adopted
Salaries and Employee Benefits	0	0	0	87,349	87,349	87,349
Services and Supplies	0	0	0	14,502	14,502	14,502
Other Charges	0	0	0	3,566	3,566	3,566
Capital Assets	0	0	0	1,950	1,950	1,950
Subtotal	\$0	\$0	\$0	\$107,367	\$107,367	107,367

Source of Funds

Revenues	Prior Year 2016-17	Adopted Budget 2017-18	CY Estimate 2017-18	Requested Budget 2018-19	Recommended Budget 2018-19	Recommended Change from Adopted
Revenue from Use of Money & Property	0	0	0	4,018	4,018	4,018
Charges for Services	0	0	0	111,624	111,624	111,624
Subtotal	\$0	\$0	\$0	\$115,642	\$115,642	115,642
Fund Balance	0	0	0	(8,275)	(8,275)	(8,275)
Total Source of Funds	\$0	\$0	\$0	\$107,367	\$107,367	107,367

Unit Description

FUND 127 - MORO COJO SLOUGH

To reduce flooding impacts from Moro Cojo Slough. This fund supports the maintenance of the existing four tide gates at Moss Landing Road, the berm between Moss Landing Road and Water Tower Hill, and operations and maintenance of the Castroville Pumping Station.

Administration

(Unit 8267— Fund 130)

Source of Funds

Intentionally Left Blank

Use of Funds

Intentionally Left Blank

Use of Funds

Expenditures	Prior Year 2016-17	Adopted Budget 2017-18	CY Estimate 2017-18	Requested Budget 2018-19	Recommended Budget 2018-19	Recommended Change from Adopted
Services and Supplies	275,900	659,167	659,167	0	0	(659,167)
Other Financing Uses	0	405,000	405,000	0	0	(405,000)
Subtotal	\$275,900	\$1,064,167	\$1,064,167	\$0	\$0	(1,064,167)

Source of Funds

Revenues	Prior Year 2016-17	Adopted Budget 2017-18	CY Estimate 2017-18	Requested Budget 2018-19	Recommended Budget 2018-19	Recommended Change from Adopted
Revenue from Use of Money & Property	4,576	1,000	1,000	0	0	(1,000)
Charges for Services	487,573	1,117,484	1,117,484	0	0	(1,117,484)
Miscellaneous Revenues	12	0	0	0	0	0
Subtotal	\$492,161	\$1,118,484	\$1,118,484	\$0	\$0	(1,118,484)
Fund Balance	(216,261)	(54,317)	(54,317)	0	0	54,317
Total Source of Funds	\$275,900	\$1,064,167	\$1,064,167	\$0	\$0	(1,064,167)

Unit Description

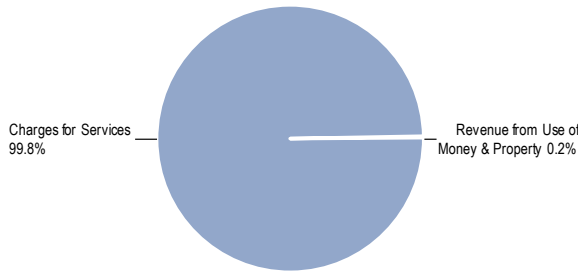
Nacimientto Hydro Operation (Fund 130)

THIS BUDGET UNIT HAS BEEN CHANGED FROM 8267 TO BUDGET UNIT 8490

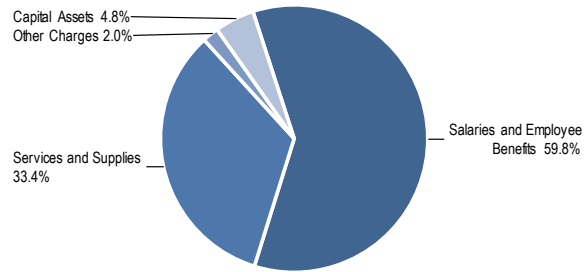
Hydro-Electric Operations

(Unit 8490— Fund 130)

Source of Funds



Use of Funds



Use of Funds

Expenditures	Prior Year 2016-17	Adopted Budget 2017-18	CY Estimate 2017-18	Requested Budget 2018-19	Recommended Budget 2018-19	Recommended Change from Adopted
Salaries and Employee Benefits	0	0	0	340,857	340,857	340,857
Services and Supplies	0	0	0	190,197	190,197	190,197
Other Charges	0	0	0	11,341	11,341	11,341
Capital Assets	0	0	0	27,300	27,300	27,300
Subtotal	\$0	\$0	\$0	\$569,695	\$569,695	569,695

Source of Funds

Revenues	Prior Year 2016-17	Adopted Budget 2017-18	CY Estimate 2017-18	Requested Budget 2018-19	Recommended Budget 2018-19	Recommended Change from Adopted
Revenue from Use of Money & Property	0	0	0	1,000	1,000	1,000
Charges for Services	0	0	0	594,000	594,000	594,000
Subtotal	\$0	\$0	\$0	\$595,000	\$595,000	595,000
Fund Balance	0	0	0	(25,305)	(25,305)	(25,305)
Total Source of Funds	\$0	\$0	\$0	\$569,695	\$569,695	569,695

Unit Description

FUND 130 - HYDRO-ELECTRIC OPERATIONS

To operate and maintain the Nacimiento Dam Hydroelectric Plant and to administrate the Power Purchase Agreement. The plant generates hydroelectric power at Nacimiento Dam. This fund supports the operation and maintenance of the Plant facilities. It provides security measures including lights and fencing around the Plant. The hydroelectric plant consists of two hydraulic turbine/generator units with a total capacity of 4.44 MW. The Agency is

required to provide data reports to California and federal power regulators, Power Purchase Agreement buyer, work with the Scheduling Coordinator and the California Independent System Operator.

Recommended 2018-19 Positions

Classification Code	Classification Label	FTE
74F23	HYDROELECTRIC TECHNICIAN	1.00
Total		1.00

Administration

(Unit 8267— Fund 131)

Source of Funds

Use of Funds

Intentionally Left Blank

Intentionally Left Blank

Use of Funds

Expenditures	Prior Year 2016-17	Adopted Budget 2017-18	CY Estimate 2017-18	Requested Budget 2018-19	Recommended Budget 2018-19	Recommended Change from Adopted
Services and Supplies	2,480,652	2,849,763	2,949,763	0	0	(2,849,763)
Subtotal	\$2,480,652	\$2,849,763	\$2,949,763	\$0	\$0	(2,849,763)

Source of Funds

Revenues	Prior Year 2016-17	Adopted Budget 2017-18	CY Estimate 2017-18	Requested Budget 2018-19	Recommended Budget 2018-19	Recommended Change from Adopted
Revenue from Use of Money & Property	9,192	3,000	3,000	0	0	(3,000)
Intergovernmental Revenues	151,370	0	0	0	0	0
Charges for Services	1,099,939	1,870,621	1,870,621	0	0	(1,870,621)
Other Financing Sources	2,343,340	1,000,000	1,000,000	0	0	(1,000,000)
Subtotal	\$3,603,841	\$2,873,621	\$2,873,621	\$0	\$0	(2,873,621)
Fund Balance	(1,123,189)	76,142	76,142	0	0	(76,142)
Total Source of Funds	\$2,480,652	\$2,949,763	\$2,949,763	\$0	\$0	(2,949,763)

Unit Description

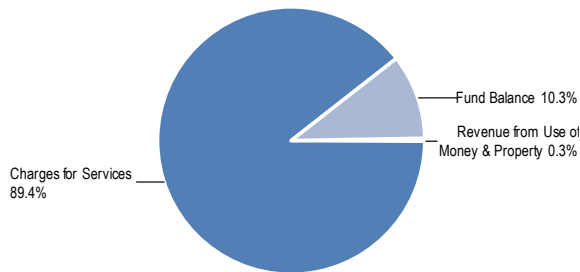
Castroville Seawater Intrusion Project (CSIP) Operating Fund
(Fund 131)

THIS BUDGET UNIT HAS BEEN CHANGED FROM 8267 TO
BUDGET UNIT 8491

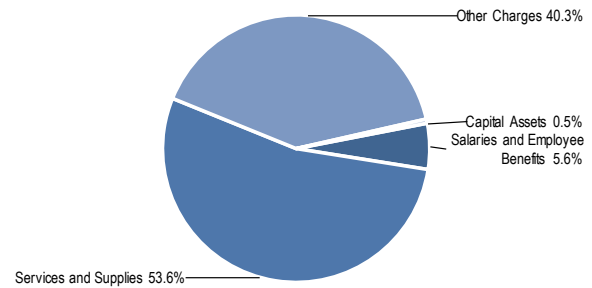
CSIP Operations

(Unit 8491— Fund 131)

Source of Funds



Use of Funds



Use of Funds

Expenditures	Prior Year 2016-17	Adopted Budget 2017-18	CY Estimate 2017-18	Requested Budget 2018-19	Recommended Budget 2018-19	Recommended Change from Adopted
Salaries and Employee Benefits	0	0	0	288,952	288,952	288,952
Services and Supplies	0	0	0	2,791,672	2,791,672	2,791,672
Other Charges	0	0	0	2,096,651	2,096,651	2,096,651
Capital Assets	0	0	0	26,400	26,400	26,400
Subtotal	\$0	\$0	\$0	\$5,203,675	\$5,203,675	5,203,675

Source of Funds

Revenues	Prior Year 2016-17	Adopted Budget 2017-18	CY Estimate 2017-18	Requested Budget 2018-19	Recommended Budget 2018-19	Recommended Change from Adopted
Revenue from Use of Money & Property	0	0	0	18,000	18,000	18,000
Charges for Services	0	0	0	4,631,341	4,631,341	4,631,341
Subtotal	\$0	\$0	\$0	\$4,649,341	\$4,649,341	4,649,341
Fund Balance	0	0	0	554,334	554,334	554,334
Total Source of Funds	\$0	\$0	\$0	\$5,203,675	\$5,203,675	5,203,675

Unit Description

FUND 131 - CSIP OPERATIONS

To provide operations and maintenance for the CSIP by collecting Zone 2B and 2Y special assessments. This Fund also provides oversight of the CSIP operators, Monterey One Water, under contract with the Agency to operate and maintain the pipeline and appurtenances, monitoring stations, pump stations, and groundwater wells. Also included are staff costs related to engineering and regulatory reporting requirements, insurance, and legal costs. In addition, this Fund supports the debt service for the CSIP.

Recommended 2018-19 Positions

Classification Code	Classification Label	FTE
41E11	WATER RESOURCES ENGINEER	1.00
41E21	ASSOCIATE WATER RESOURCES ENGINEER	1.00
Total		2.00

Administration

(Unit 8267— Fund 132)

Source of Funds

Intentionally Left Blank

Use of Funds

Intentionally Left Blank

Use of Funds

Expenditures	Prior Year 2016-17	Adopted Budget 2017-18	CY Estimate 2017-18	Requested Budget 2018-19	Recommended Budget 2018-19	Recommended Change from Adopted
Services and Supplies	2,604,108	2,676,651	2,676,651	0	0	(2,676,651)
Other Charges	1,796,974	1,788,884	1,788,884	0	0	(1,788,884)
Subtotal	\$4,401,082	\$4,465,535	\$4,465,535	\$0	\$0	(4,465,535)

Source of Funds

Revenues	Prior Year 2016-17	Adopted Budget 2017-18	CY Estimate 2017-18	Requested Budget 2018-19	Recommended Budget 2018-19	Recommended Change from Adopted
Revenue from Use of Money & Property	11,465	4,000	4,000	0	0	(4,000)
Charges for Services	3,071,274	3,619,345	3,619,345	0	0	(3,619,345)
Other Financing Sources	549,205	750,000	750,000	0	0	(750,000)
Subtotal	\$3,631,944	\$4,373,345	\$4,373,345	\$0	\$0	(4,373,345)
Fund Balance	769,138	92,190	92,190	0	0	(92,190)
Total Source of Funds	\$4,401,082	\$4,465,535	\$4,465,535	\$0	\$0	(4,465,535)

Unit Description

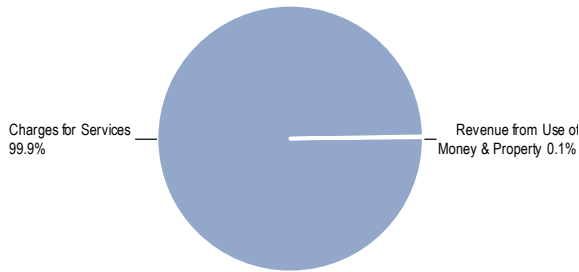
Salinas Valley Reclamation Project (SVRP) Operating Fund (Fund 132)

THIS BUDGET UNIT HAS BEEN CHANGED FROM 8267 TO BUDGET UNIT 8492

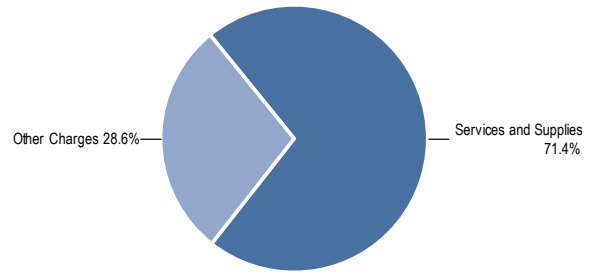
SVRP Operations

(Unit 8492— Fund 132)

Source of Funds



Use of Funds



Use of Funds

Expenditures	Prior Year 2016-17	Adopted Budget 2017-18	CY Estimate 2017-18	Requested Budget 2018-19	Recommended Budget 2018-19	Recommended Change from Adopted
Services and Supplies	0	0	0	3,000,300	3,000,300	3,000,300
Other Charges	0	0	0	1,200,000	1,200,000	1,200,000
Subtotal	\$0	\$0	\$0	\$4,200,300	\$4,200,300	4,200,300

Source of Funds

Revenues	Prior Year 2016-17	Adopted Budget 2017-18	CY Estimate 2017-18	Requested Budget 2018-19	Recommended Budget 2018-19	Recommended Change from Adopted
Revenue from Use of Money & Property	0	0	0	5,000	5,000	5,000
Charges for Services	0	0	0	4,346,984	4,346,984	4,346,984
Subtotal	\$0	\$0	\$0	\$4,351,984	\$4,351,984	4,351,984
Fund Balance	0	0	0	(151,684)	(151,684)	(151,684)
Total Source of Funds	\$0	\$0	\$0	\$4,200,300	\$4,200,300	4,200,300

Unit Description

FUND 132 - SVRP OPERATIONS

To provide operations and maintenance for the SVRP by collection Zone 2B and 2Z special Assessments. This Fund provides oversight to the SVRP operators, Monterey One Water, for the operation and water delivery services to the SVRP. In addition, this fund supports payment for the USBR and State Revolving project loans.

Administration

(Unit 8267— Fund 134)

Source of Funds

Intentionally Left Blank

Use of Funds

Intentionally Left Blank

Use of Funds

Expenditures	Prior Year 2016-17	Adopted Budget 2017-18	CY Estimate 2017-18	Requested Budget 2018-19	Recommended Budget 2018-19	Recommended Change from Adopted
Services and Supplies	649,353	1,539,046	1,749,046	0	0	(1,539,046)
Subtotal	\$649,353	\$1,539,046	\$1,749,046	\$0	\$0	(1,539,046)

Source of Funds

Revenues	Prior Year 2016-17	Adopted Budget 2017-18	CY Estimate 2017-18	Requested Budget 2018-19	Recommended Budget 2018-19	Recommended Change from Adopted
Revenue from Use of Money & Property	41,931	0	0	0	0	0
Charges for Services	1,147,466	1,573,763	1,573,763	0	0	(1,573,763)
Subtotal	\$1,189,397	\$1,573,763	\$1,573,763	\$0	\$0	(1,573,763)
Fund Balance	(540,044)	175,283	175,283	0	0	(175,283)
Total Source of Funds	\$649,353	\$1,749,046	\$1,749,046	\$0	\$0	(1,749,046)

Unit Description

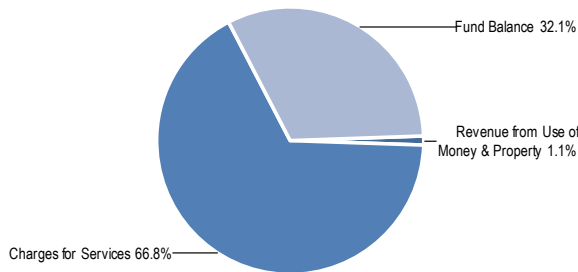
Salinas River Diversion Facility (SRDF) Operations (Fund 134)

THIS BUDGET UNIT HAS BEEN CHANGED FROM 8267 TO BUDGET UNIT 8493

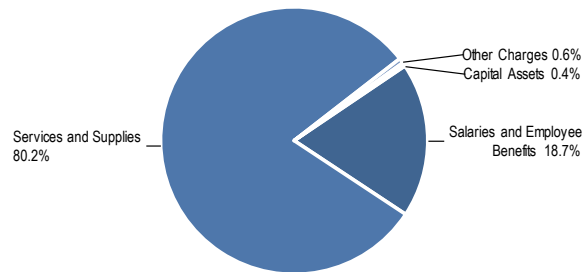
SRDF Operations

(Unit 8493— Fund 134)

Source of Funds



Use of Funds



Use of Funds

Expenditures	Prior Year 2016-17	Adopted Budget 2017-18	CY Estimate 2017-18	Requested Budget 2018-19	Recommended Budget 2018-19	Recommended Change from Adopted
Salaries and Employee Benefits	0	0	0	280,215	280,215	280,215
Services and Supplies	0	0	0	1,200,253	1,200,253	1,200,253
Other Charges	0	0	0	8,975	8,975	8,975
Capital Assets	0	0	0	6,600	6,600	6,600
Subtotal	\$0	\$0	\$0	\$1,496,043	\$1,496,043	1,496,043

Source of Funds

Revenues	Prior Year 2016-17	Adopted Budget 2017-18	CY Estimate 2017-18	Requested Budget 2018-19	Recommended Budget 2018-19	Recommended Change from Adopted
Revenue from Use of Money & Property	0	0	0	16,070	16,070	16,070
Charges for Services	0	0	0	1,000,000	1,000,000	1,000,000
Subtotal	\$0	\$0	\$0	\$1,016,070	\$1,016,070	1,016,070
Fund Balance	0	0	0	479,973	479,973	479,973
Total Source of Funds	\$0	\$0	\$0	\$1,496,043	\$1,496,043	1,496,043

Unit Description

FUND 134 - SRDF OPERATIONS. To provide for operations and maintenance of the Salinas River Diversion Facility (SRDF). Work includes SRDF operators from Monterey One Water under contract with the Agency to operate and maintain the inflatable dam, fish bypass system, river water pump station, pipeline, standpipe, filter screen station, and river water chlorination system, including chemical and utility costs. Also included are staff costs related to engineering and regulatory reporting requirements. This fund supports the collection of fish passage and habitat data in the Salinas River and tributaries pursuant to the NOAA Fisheries Biological Opinion for the Salinas Valley Water Project, which is an important component to the Salinas Valley Water Project's water rights permit. This includes monitoring fish at multiple locations on the Salinas River, Nacimiento River and Arroyo Seco River, collection of water temperature, dissolved oxygen and salinity at multiple locations and reporting to NOAA Fisheries. Costs for this work include field and office staff time, and consultant services; managing and monitoring water releases from Nacimiento and San Antonio Reservoirs for delivery to the Salinas River Diversion Facility. This work includes staff time for coordination of river flow requirements with SRDF service area water demand, release operations at Nacimiento and San Antonio Dams, flow monitoring,

record maintenance and reporting to Board of Directors and regulatory agencies (NOAA Fisheries and State Water Resources Control Board). The staff time for this task is incorporated in Fund 116, Reservoir Operations Hydrology and Water Quality Program and performs water quality monitoring efforts as they relate to the Operations and Maintenance of the SRDF. This includes deployment of constant-recording devices, as well as performing surface water sampling while the SRDF Rubber Dam is inflated. Surface water sampling also occurs in the Salinas River Lagoon. The staff time for this task is incorporated in Fund 116, Reservoir Operations Hydrology and Water Quality Program. Environmental compliance includes data collection and reporting to regulatory agencies pursuant to SRDF permits (NOAA Fisheries, U.S. Fish & Wildlife Service, State Water Resources Control Board, Regional Water Quality Control Board, California Department of Fish & Game). The remainder of environmental compliance cost is included in SRDF Operation and Maintenance.

Recommended 2018-19 Positions

Classification Code	Classification Label	FTE
41C17	SENIOR WATER RESOURCES HYDROLOGIST	1.00
Total		1.00

Administration

(Unit 8267— Fund 313)

Source of Funds

Intentionally Left Blank

Use of Funds

Intentionally Left Blank

Use of Funds

Expenditures	Prior Year 2016-17	Adopted Budget 2017-18	CY Estimate 2017-18	Requested Budget 2018-19	Recommended Budget 2018-19	Recommended Change from Adopted
Other Charges	2,134,063	2,103,774	2,103,774	0	0	(2,103,774)
Subtotal	\$2,134,063	\$2,103,774	\$2,103,774	\$0	\$0	(2,103,774)

Source of Funds

Revenues	Prior Year 2016-17	Adopted Budget 2017-18	CY Estimate 2017-18	Requested Budget 2018-19	Recommended Budget 2018-19	Recommended Change from Adopted
Revenue from Use of Money & Property	2,134,734	2,103,774	2,103,774	0	0	(2,103,774)
Subtotal	\$2,134,734	\$2,103,774	\$2,103,774	\$0	\$0	(2,103,774)
Total Source of Funds	<u>\$2,134,734</u>	<u>\$2,103,774</u>	<u>\$2,103,774</u>	<u>\$0</u>	<u>\$0</u>	<u>(2,103,774)</u>

Unit Description

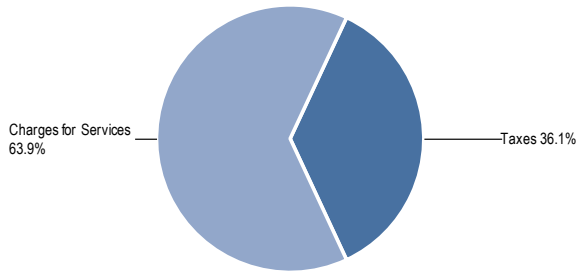
Salinas Valley Water Project Debt Service Fund (Fund 313)

THIS BUDGET UNIT HAS BEEN CHANGED FROM 8267 TO
BUDGET UNIT 8494

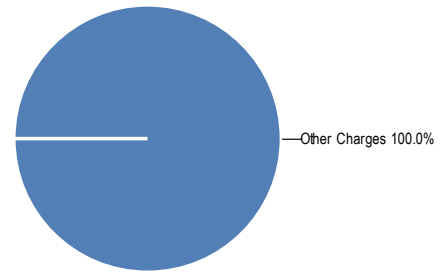
Debt Services

(Unit 8494— Fund 313)

Source of Funds



Use of Funds



Use of Funds

Expenditures	Prior Year 2016-17	Adopted Budget 2017-18	CY Estimate 2017-18	Requested Budget 2018-19	Recommended Budget 2018-19	Recommended Change from Adopted
Other Charges	0	0	0	1,900,000	1,900,000	1,900,000
Subtotal	\$0	\$0	\$0	\$1,900,000	\$1,900,000	1,900,000

Source of Funds

Revenues	Prior Year 2016-17	Adopted Budget 2017-18	CY Estimate 2017-18	Requested Budget 2018-19	Recommended Budget 2018-19	Recommended Change from Adopted
Taxes	0	0	0	766,420	766,420	766,420
Revenue from Use of Money & Property	0	0	0	1,500	1,500	1,500
Charges for Services	0	0	0	1,132,080	1,132,080	1,132,080
Subtotal	\$0	\$0	\$0	\$1,900,000	\$1,900,000	1,900,000
Total Source of Funds	\$0	\$0	\$0	\$1,900,000	\$1,900,000	1,900,000

Unit Description

FUND 313 - DEBT SERVICES

To collect partial Ad Valorem taxes and Special Assessments to make payment of the Salinas Valley Water Project Bond.

Administration

(Unit 8267— Fund 426)

Source of Funds

Intentionally Left Blank

Use of Funds

Intentionally Left Blank

Use of Funds

Expenditures	Prior Year 2016-17	Adopted Budget 2017-18	CY Estimate 2017-18	Requested Budget 2018-19	Recommended Budget 2018-19	Recommended Change from Adopted
Services and Supplies	1,230,970	6,811,000	6,811,000	0	0	(6,811,000)
Subtotal	\$1,230,970	\$6,811,000	\$6,811,000	\$0	\$0	(6,811,000)

Source of Funds

Revenues	Prior Year 2016-17	Adopted Budget 2017-18	CY Estimate 2017-18	Requested Budget 2018-19	Recommended Budget 2018-19	Recommended Change from Adopted
Intergovernmental Revenues	631,515	0	0	0	0	0
Other Financing Sources	0	6,811,000	6,811,000	0	0	(6,811,000)
Subtotal	\$631,515	\$6,811,000	\$6,811,000	\$0	\$0	(6,811,000)
Fund Balance	599,455	0	0	0	0	0
Total Source of Funds	\$1,230,970	\$6,811,000	\$6,811,000	\$0	\$0	(6,811,000)

Unit Description

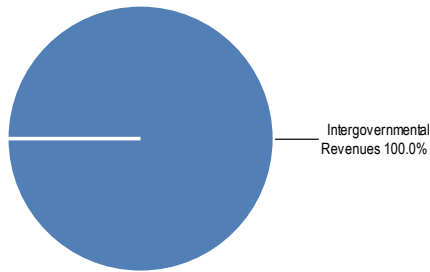
Interlake Tunnel Project (Fund 426)

THIS BUDGET UNIT HAS BEEN CHANGED FROM 8267 TO BUDGET UNIT 8495

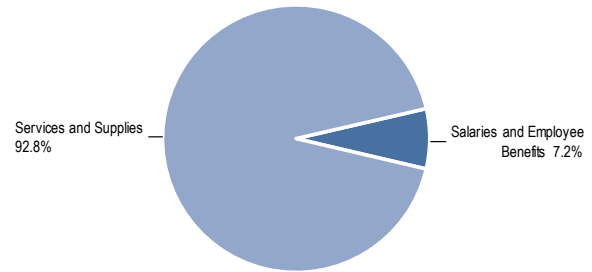
Interlake Tunnel Project

(Unit 8495— Fund 426)

Source of Funds



Use of Funds



Use of Funds

Expenditures	Prior Year 2016-17	Adopted Budget 2017-18	CY Estimate 2017-18	Requested Budget 2018-19	Recommended Budget 2018-19	Recommended Change from Adopted
Salaries and Employee Benefits	0	0	0	200,224	200,224	200,224
Services and Supplies	0	0	0	3,455,570	2,563,776	2,563,776
Subtotal	\$0	\$0	\$0	\$3,655,794	\$2,764,000	2,764,000

Source of Funds

Revenues	Prior Year 2016-17	Adopted Budget 2017-18	CY Estimate 2017-18	Requested Budget 2018-19	Recommended Budget 2018-19	Recommended Change from Adopted
Intergovernmental Revenues	0	0	0	4,172,000	4,172,000	4,172,000
Other Financing Sources	0	0	0	891,794	0	0
Subtotal	\$0	\$0	\$0	\$5,063,794	\$4,172,000	4,172,000
Fund Balance	0	0	0	(1,408,000)	(1,408,000)	(1,408,000)
Total Source of Funds	\$0	\$0	\$0	\$3,655,794	\$2,764,000	2,764,000

Unit Description

FUND 426 - INTERLAKE TUNNEL PROJECT

To track the Department of Water Resources \$10 million grant to study the feasibility of an Interlake Tunnel between Nacimiento and San Antonio Reservoirs with modifications to the Nacimiento

Spillway. Operationally, the Interlake Tunnel would divert water from Nacimiento Reservoir to San Antonio Reservoir that would have otherwise been spilled at Nacimiento Dam. The Nacimiento River basin produces nearly three times the average annual flow of the San Antonio River basin, therefore, capturing high Nacimiento River flows and diverting those flows to San Antonio Reservoir increases the overall storage capacity of the system.



This page intentionally left blank.