



Budget In Brief
Fiscal Year 2024-25

COUNTY OF MONTEREY

Monterey County Board of Supervisors

District 1, Supervisor	<i>Luis A. Alejo</i>
District 2, Supervisor	<i>Glenn Church (Chair)</i>
District 3, Supervisor	<i>Chris Lopez (Vice Chair)</i>
District 4, Supervisor	<i>Wendy Root Askew</i>
District 5, Supervisor	<i>Mary L. Adams</i>

Mission Statement

“The Mission of Monterey County is to Excel at providing Quality Services for the benefit of all Monterey County residents while developing, maintaining, and enhancing the resources of the region.”

Monterey County Strategic Initiatives

Economic Development

“Enhance the well-being & prosperity of Monterey County Residents”

Through collaboration, strengthen economic development to ensure a diversified and healthy economy.

Administration

“Efficient & Effective Government Operations”

Promote an organization that practices efficient and effective resource management and is recognized for responsiveness, strong customer orientation, accountability and transparency.

Health & Human Services

“Health & Wellness for Monterey County Residents”

Improve health and quality of life through County supported policies, programs, and services; promoting access to equitable opportunities for healthy choices and healthy environments in collaboration with communities.

Infrastructure

“Meeting our Facilities, Water, Technology & Transportation Needs”

Plan and develop a sustainable, physical infrastructure that improves the quality of life for County residents and supports economic development results.

Public Safety

“Creating Safe Communities”

Create a safe environment for people to achieve their potential, leading businesses and communities to thrive and grow while reducing violent crime.

Adopted Budget Summary

The Budget-in-Brief summarizes Monterey County's Fiscal Year (FY) 2024-25 budget plan by highlighting key budget features and presenting an overview of County revenues and expenses. The County's fiscal year runs from July 1, 2024 to June 30, 2025.

The Fiscal Year Adopted Budget for all funds governed by the Board of Supervisors, the Board of Supervisors Acting as the Board of Directors of individual Special Districts and Successor Agencies totals \$2,005,308,473 and includes 5,897 full-time equivalent (FTE) positions.

County Budget			
	FY 2023-24	FY 2024-25	% Change
Adopted Budget	\$ 1.91 billion	\$ 2.01 billion	4.9%
FTE Positions	5,844	5,897	0.9%

Figures do not include Water Resources Agency

County Budget Funding Sources

Taxes	\$	309,049,404
License & Permits	\$	29,839,034
Fines, Forfeits, & Penalties	\$	12,664,885
Revenue from Money & Property	\$	47,767,769
Intergovernmental Revenue	\$	769,453,194
Charges for Current Services	\$	486,316,487
Miscellaneous Revenue	\$	18,173,920
Other Financing Sources	\$	255,398,294
Total: \$		1,928,662,987

Additional Resources

The County's Budget and Analysis Division publishes the Recommended and Adopted Budget to share information on how taxpayer money is collected and spent. The public can view detailed revenue and expenditure history including fund, department, expense and revenue type.

<https://www.countyofmonterey.gov/government/departments-a-h/administrative-office/budget-analysis>

<https://www.countyofmonterey.gov/government/departments-a-h/auditor-controller/publications/current-past-publications>

County Expenditures by Department & Function

General Government & Administration

Assessor/County Clerk	\$	11,053,612
Auditor-Controller	\$	16,691,997
Board of Supervisors	\$	6,382,790
Clerk of the Board	\$	1,007,345
County Administrative Office (CAO)	\$	89,662,966
County Counsel	\$	50,959,867
Elections	\$	6,448,310
Civil Rights Office	\$	382,624
Human Resources	\$	14,100,813
Information Technology	\$	5,019,799
Treasurer Tax Collector	\$	9,257,494

Education

Library	\$	14,212,669
Cooperative Extension	\$	590,929

Public Assistance

Social & Employment Services	\$	347,027,119
CAO - Workforce Development	\$	10,210,801

Public Safety & Protection

Agricultural Commissioner	\$	15,988,928
Emergency Communications	\$	16,320,645
Emergency Management	\$	11,503,217
Probation	\$	104,150,444
Sheriff/Coroner	\$	163,105,550
Child Support Services	\$	12,242,938
District Attorney	\$	38,331,000
CAO - Economic Development	\$	394,766
Public Defender	\$	20,553,907
Housing & Community Development	\$	26,871,077
Public Works, Facilities & Parks (PWFP)	\$	143,293,588

Health & Sanitation


Health	\$	384,287,676
Natividad Medical Center	\$	446,455,576

Recreation & Culture

PWFP - Parks	\$	9,852,673
PWFP - Lakes	\$	4,703,098
PWFP - Laguna Seca Track	\$	23,984,364
PWFP - Rifle Range	\$	259,891

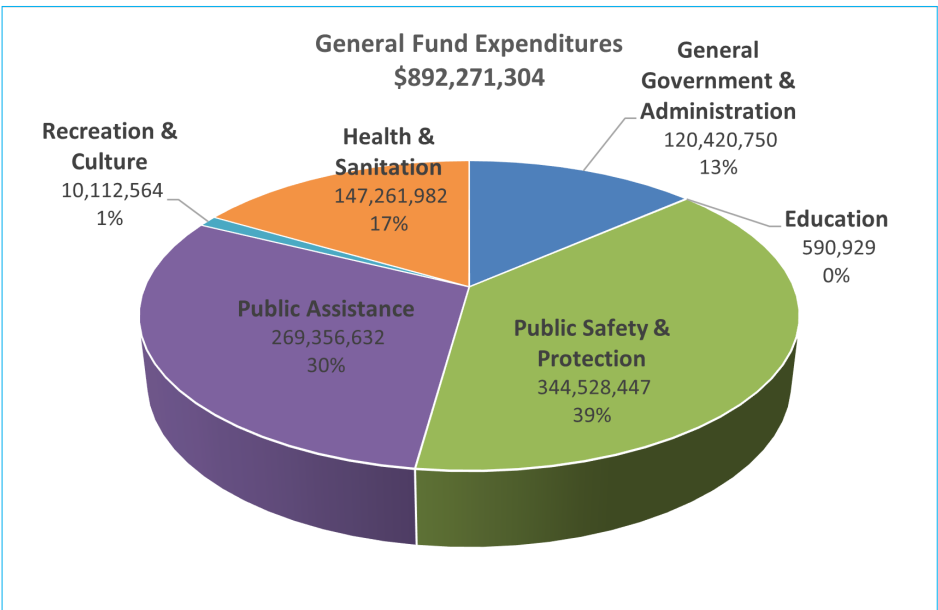
Total: \$ 2,005,308,473

Your County Dollar at Work



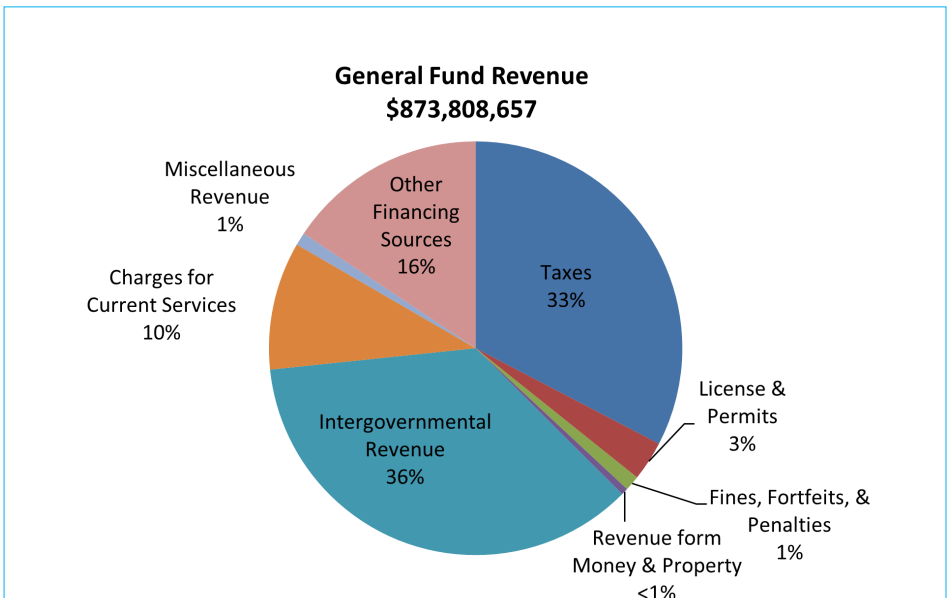
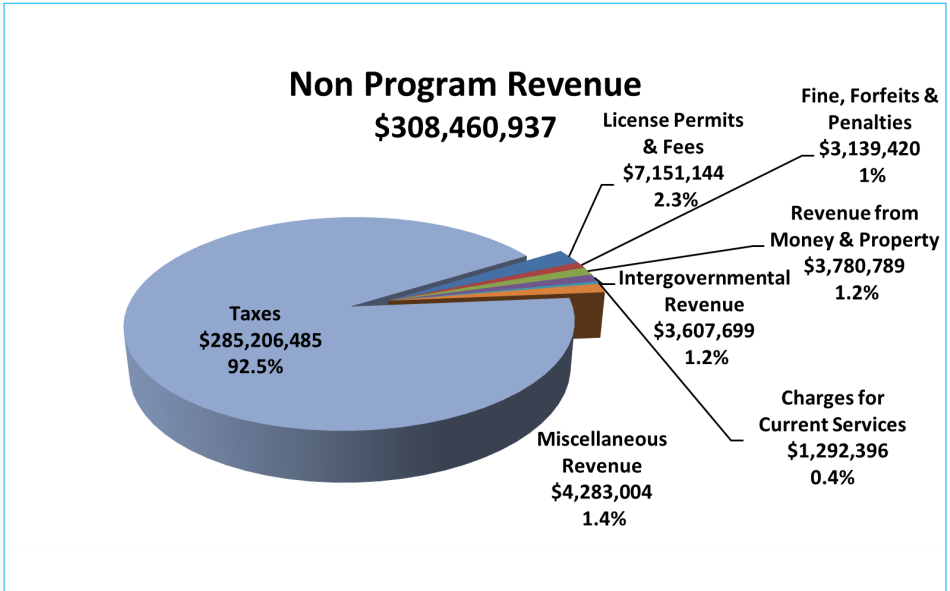
General Fund Summary

The General Fund is the County’s largest fund supporting basic governmental functions related to Public Safety & Protection, General Government & Administration, Recreation & Cultural Services, Health & Sanitation, Public Assistance, and Education. The FY 2024-25 General Fund Adopted Budget includes \$892,271,304 in appropriations matched by revenues in the amount of \$873,808,657 and use of fund balance of \$18,462,647.



Non-Program Revenue

General Fund revenue is composed of program & non-program revenue. Program revenue is designated and/or statutorily required for specific programs, while non-program revenues are the County's discretionary funds, critical in addressing local priorities, and providing matching funds to leverage Federal & State monies to meet maintenance of effort requirements.



General Fund Expenditures by Department & Function**General Government & Administration**

Assessor/County Clerk	\$	10,635,616
Auditor-Controller	\$	2,002,703
Board of Supervisors	\$	6,382,790
Clerk of the Board	\$	1,007,345
County Administrative Office (CAO)	\$	77,756,158
County Counsel	\$	2,414,867
Elections	\$	6,448,310
Civil Rights Office	\$	382,624
Human Resources	\$	813,044
Information Technology	\$	3,319,799
Treasurer Tax Collector	\$	9,257,494

Education

Cooperative Extension	\$	590,929
-----------------------	----	---------

Public Assistance

Social & Employment Services	\$	269,356,632
------------------------------	----	-------------

Public Safety & Protection

Agricultural Commissioner	\$	15,988,928
Emergency Management	\$	9,535,743
Probation	\$	67,373,077
Sheriff/Coroner	\$	155,356,445
Child Support Services	\$	12,242,938
District Attorney	\$	37,231,000
CAO - Economic Development	\$	394,766
Public Defender	\$	18,943,346
Housing & Community Development	\$	19,694,625
Public Works, Facilities & Parks (PWFP)	\$	7,767,579

Health & Sanitation

Health	\$	147,261,982
--------	----	-------------

Recreation & Culture

CAO - Rifle Range	\$	259,891
PWFP - Parks	\$	9,852,673

Total: \$ 892,271,304

County Administrative Office

Sonia M. De La Rosa, County Administrative Officer

Budget & Analysis Division

Ezequiel Vega, Budget Director

Raquel Escorcía, Administrative Analyst

Veronica Fernandez, Administrative Analyst

Tricia Hasan, Administrative Analyst

Trent Hill, Administrative Analyst

Bella Lesik, Administrative Analyst

Rocio Quezada, Administrative Secretary Confidential

Awards



GOVERNMENT FINANCE OFFICERS ASSOCIATION

*Distinguished
Budget Presentation
Award*

PRESENTED TO

**County of Monterey
California**

For the Fiscal Year Beginning

July 01, 2023

Christopher P. Morill
Executive Director

The Government Finance Officers Association of the United States and Canada (GFOA) presented an award for Distinguished Budget Presentation to the County of Monterey, California for the annual budget for the fiscal year beginning July 1, 2023. In order to receive this award, a government unit must publish a budget document that meets program criteria as a policy document, as an operational guide, as a financial plan and as a communication device.

This award is valid for a period of one year. The County believes that our current budget continues to conform to program requirements, and are submitting to GFOA to determine its eligibility for another award.