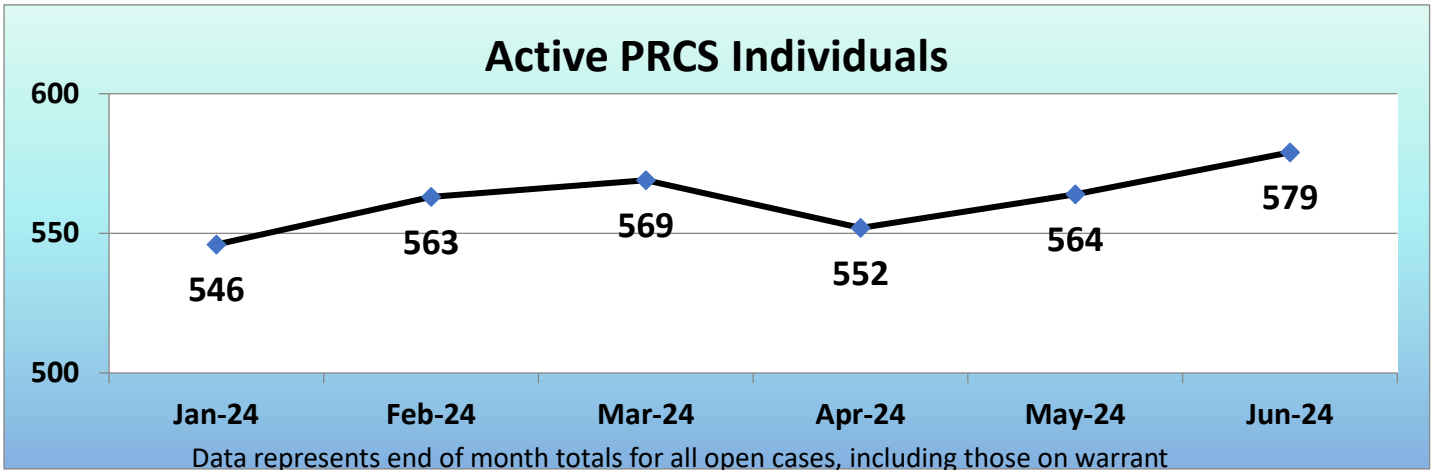


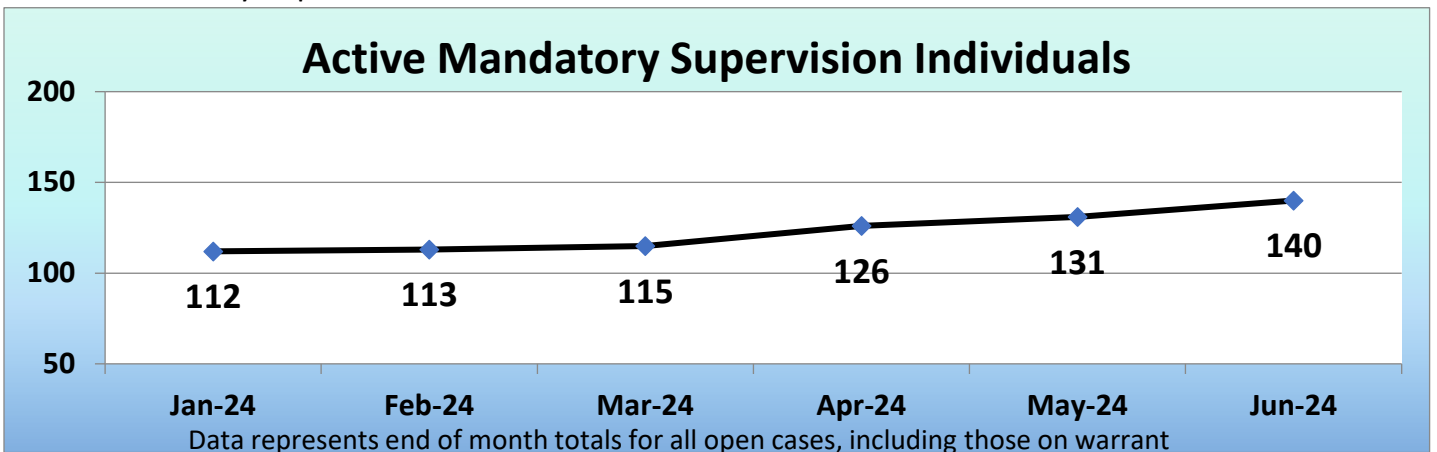


Monterey County Community Corrections Partnership Quarterly Report: April 1, 2024 – June 30, 2024

Post Release Community Supervision (PRCS) active cases each month:

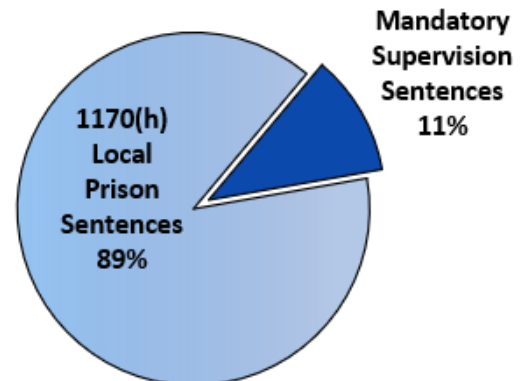


Active Mandatory Supervision caseload each month:



In the last quarter **11%** of all 1170(h) local prison sentences included Mandatory Supervision. When inmates are released with Mandatory Supervision, they have an opportunity to participate in all AB109 related rehabilitative services as well as receiving the additional support and supervision provided by their Probation Officer.

Ratio of Mandatory Supervision Sentences to 1170(h) Straight Local Prison Sentences

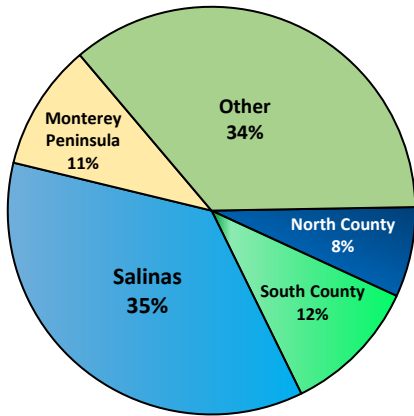


**Percentage based on individuals*

AB109 Demographic Data

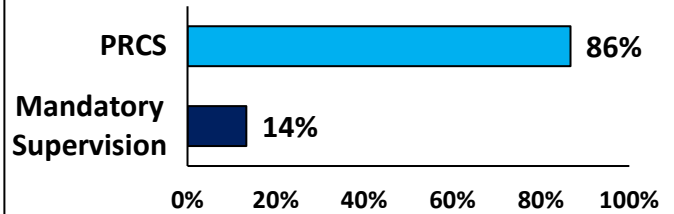
All data reported represents **688** people who had an active Mandatory Supervision or Post Release Community Supervision (PRCS) case during the quarter.

AB109 Geographic Residency

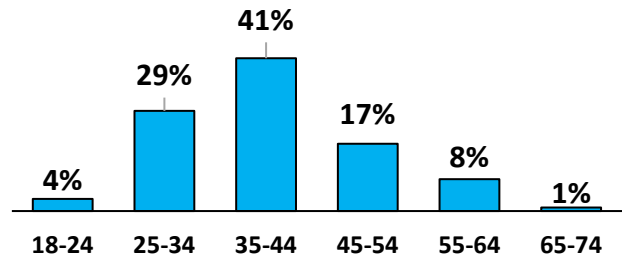


*Other includes out of county or unknown

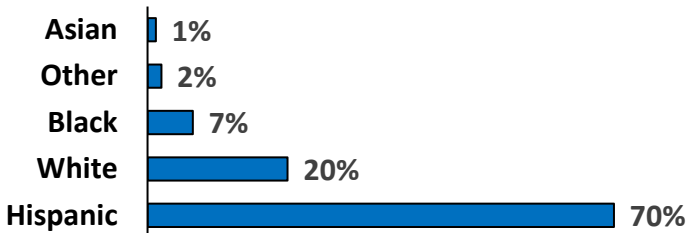
AB109 Case Type



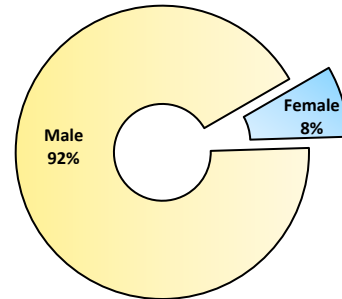
AB109 Age Range



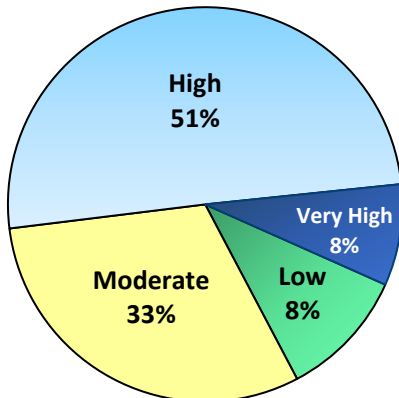
AB109 Race/Ethnicity



AB109 Gender



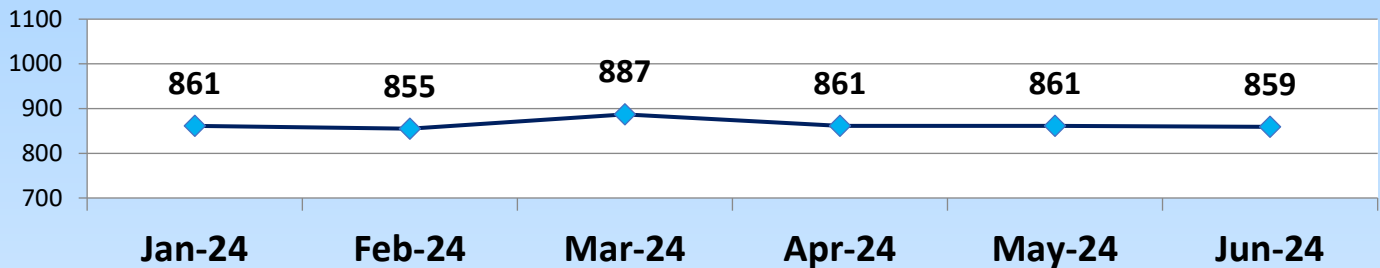
AB109 Levels of Risk and Supervision



Risk Assessment: Probation utilizes the ORAS (Ohio Risk Assessment System) to calculate an individual's risk to re-offend. Effective probation supervision utilizing evidence-based practices indicate that those with a score of moderate to high are most likely to benefit from rehabilitative services. Supervision correlates with risk; those that are at a higher risk to reoffend are monitored more closely.

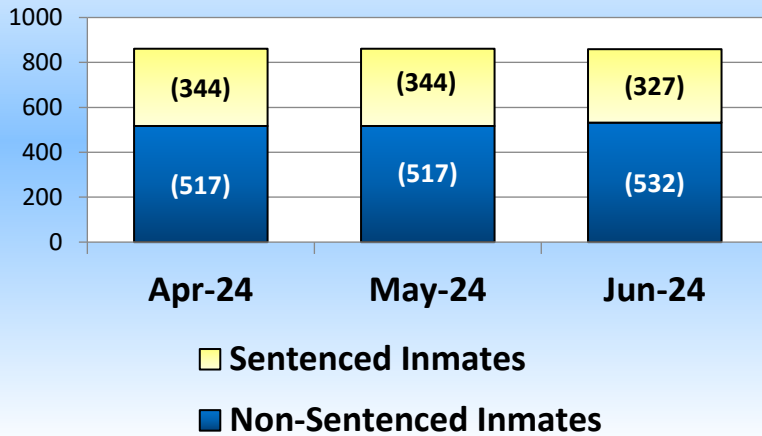
Monterey County Jail Data

Average Daily Jail Population Per Month

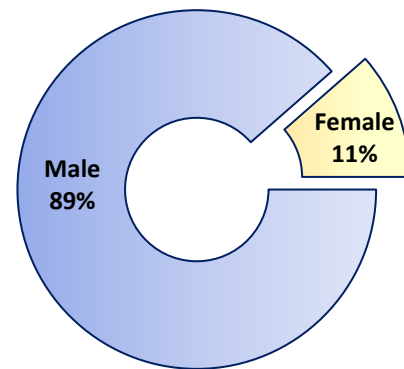


*Numbers represent the average daily population per month

Sentenced vs Non-Sentenced Inmates



Gender of Inmates



Calculation based on quarterly average of

Note: This is not a reflection of the number of individuals eligible for pretrial release. The number of Non-Sentenced inmates reflect everyone in custody without a release date, including parole and probation violators.

As of 6/30/2024, 1170(h) sentenced inmates represent 9% of the total ADP and 23% of the total sentenced population.

Jail Population	April 24	May 24	June 24
Inmates transported to other facilities	0	0	0
Inmates being housed in another facility at the end of the month	0	0	0
Number of 1170(h) Inmates in custody at the end of the month (This count may also include Parole, Probation, PRCS and Mandatory Supervision)	84	87	76
Number of Offenders Sentenced to 1170(h) Local Prison Sentence	20	14	20

Probation and Jail Alternatives to Custody	April 2024	May 2024	June 2024
Non-Sentenced Inmates Released	109	98	92
<p>Total Number of Inmates Released on their Own Recognizance The count provided represents inmates who qualified to be released on their own recognizance after booking pursuant to the Jail Own Recognizance (O.R.) Policy, Superior Court of California, County of Monterey Criminal Bail Schedule 2016, Appendix C.</p>	62	66	58
<p>Pre-Trial Supervision Releases This program supervises defendants in the community while they await the outcome of their charge(s). These defendants were formally authorized by the court to be released onto pre-trial supervision.</p>	47	32	34
<p>Work Alternative Program: New Bookings Per Month This count represents sentenced people who are booked into the Work Alternative Program instead of serving time in jail custody. They are booked and enrolled into the program and given a date in the future to appear for their work assignment.</p>	185	161	205
<p>Supervised Home Confinement. This count represents sentenced people who applied and were accepted into the Supervised Home Confinement Program in lieu of serving time in jail. Electronic monitoring is utilized to monitor their compliance with rules of the program.</p>	50	44	46
<p>Residential Substance Abuse Placement This count represents people who were approved to participate in a residential substance abuse treatment program in lieu of serving time in jail or for a portion of their custody time.</p>	13	14	15