



Field Worker Safety



Omar Luna

Monterey County Agricultural Inspector/Biologist 2017



Treated Field / Area


Definition applies IF:

1. A field or area has been treated with a pesticide within the past **30 days**
2. An area which had a “**Restricted Entry Interval**” in effect within the past **30 days**



Greenhouse

Enclosed Space



Agricultural Field

Outdoor



Restricted Entry Interval (REI)

If the label has an EPA Registration Number:



AGRICULTURAL USE REQUIREMENTS

Use this product only in accordance with its labeling and with the Worker Standard, 40 CFR part 170. This standard contains requirements for the of agricultural workers on farms, forests, nurseries, and greenhouses, and handlers of agricultural pesticides. It contains requirements for training, decontamination, notification, and emergency assistance. It also contains specific instructions and exceptions pertaining to the statements on this label about personal protective equipment (PPE) and restricted-entry interval. The requirements in this box only apply to uses of this product that are covered by the Worker Protection Standard.

Do not enter or allow worker entry into treated areas during the restricted entry interval of 12 hours.

PPE required for early entry to treated areas that is permitted under the Worker Protection Standard and that involves contact with anything that has been treated, such as plants, soil, or water, is: coveralls, chemical-resistant gloves (made of any waterproof material, such as polyvinyl chloride, nitrile rubber, or butyl rubber), shoes plus socks, and protective eyewear.



What if No REI on Label?

Essentria® All Purpose Insect Concentrate

KILLS: Crawling and Flying Insect Pests

FOR USE: Indoors, Outdoors, Fogging, Turf and Ornamental, On Animal and Mosquito Misting Applications, Golf Courses, Vegetables, Fruit Trees (Both Bearing and Non-Bearing), Pasture and Range, Nursery and Greenhouse

ACTIVE INGREDIENTS:

Rosemary Oil	10%
Peppermint Oil	2%

INERT INGREDIENTS*: 88%

TOTAL: 100%

*Isopropyl Myristate, Isopropyl Alcohol, Polyglyceryl Oleate, Butyl Lactate and Vanillin

KEEP OUT OF REACH OF CHILDREN
CAUTION

FIFRA 25(b) Exemption

Octopamine Blocker TECHNOLOGY

Must follow State Regulations:

- Allow 4 hours to elapse after completion of the application
- Ventilation Criteria has been met



Worker Safety Inspection

STATE OF CALIFORNIA
DEPARTMENT OF PESTICIDE REGULATION

FIELD WORKER SAFETY INSPECTION

PR-ENF-103 (EST. 3/03)

IS THIS A FOLLOW-UP INSPECTION? YES NO

Check one below & list serial # of **original** inspection

COMPLETE

PARTIAL - Do not count on PRAMR (Report 5)

SERIAL # _____

INSPECTING COUNTY _____

FIRM / PERSON INSPECTED (Check one) <input type="checkbox"/> FLC <input type="checkbox"/> GROWER <input type="checkbox"/> OTHER	TELEPHONE NUMBER	SITE ID NUMBER
FIRM MAILING ADDRESS	PERMIT / OPERATOR ID NUMBER	COMMODITY / SITE
PROPERTY OPERATOR	ADJACENT ENVIRONMENT (N)	(S)
PROPERTY LOCATION	(E)	(W)
SUPERVISOR	INTERVIEWED <input type="checkbox"/> YES <input type="checkbox"/> NO	



Introductions

Firm Inspected
Permittee/Grower
Supervisor
Commodity
Site ID/ Location



Notification of pesticide applications

- **Communication between**
 - Growers
 - Applicators
 - & Workers
- **Is a key component in preventing accidental exposure and illness.**
- **Lack of communication has resulted in incidents resulting in exposures and illnesses.**





Decontamination Facility:



Paper Towels
(Disposable/Single Use)



Soap
(No hand sanitizers)



Water
(Adequate & Sufficient)
*** One Gallon/Worker***



Must be no more than $\frac{1}{4}$ mile away from treated field.

Example: Portable bathroom with a hand washing station



Hazard Communication: A-9




Pesticide Safety Rules For Farmworkers

The pesticide label, your training, and this leaflet, tell you about pesticide dangers at work. Your employer must know and help you learn about the pesticides used where you work, and how to protect yourself. Pesticides are chemicals that are used to control unwanted insects, weeds, and plant diseases.

EMPLOYERS: This is the hazard communication leaflet for fieldworkers. Fill in the blank lines in this leaflet and display this handout where employees work in treated fields.

FERTILIZERS ARE NOT PESTICIDES.



What training do I need?

You must be trained before working in fields where pesticides have been used recently. You must be trained every five years after that.

What does my training cover?

You must be told about:

1. Health effects
 - How pesticides can injure you or make you sick.
 - How you may feel or look if you get pesticides in or on you.
 - Ways pesticides can enter your body.
2. Pesticide safety
 - The places at your work where you might get pesticides in or on you.
 - First aid information and where to get emergency medical care.
 - Job safety information.



When working in “treated field”: Employer shall “**Display**” a copy of completed A-9 Leaflet at the Worksite & Permanent Decontamination Facilities





“Display”

To make information available to the employee without having to make a specific request of any person.

An employee shall not be hindered or impeded from examining documents.






A-9: Worker Rights

As part of your training, your employer must tell you where this information is kept. **They must also let you see the records anytime you want without having to ask.**

You can find information about recent pesticide use at (employers, this is the application-specific information):



1428 Abbott Street, Salinas CA 93901

In a black binder labeled "pesticides" on the second counter to the right from the front entrance.

You have the right to report unsafe work conditions without being punished or fired. Neither the farmer nor your employer will be told who made the complaint. Your statements about the safety problems must be checked out right away.

Pesticides are only one kind of danger at your work. If you have a complaint about a pesticide safety problem, you should call your County Agricultural Commissioner. You can look up the Commissioner's number in the government pages of your local phone book, or by calling DPR's toll-free complaint information line, 1-87PestLine (1-877-378-5463). Other health and safety complaints (bathrooms, heat stress, drinking water, etc.) should be filed with the California Department of Industrial Relations Cal/OSHA office.


If you get sick or hurt **BECAUSE OF YOUR JOB**, you have the right to file for worker's compensation. Workers' compensation will pay for your medical bills, and sometimes, lost pay.

You have the right to look at Safety Data Sheets (SDS) and records for all pesticides used where you work. The SDS tells you about the pesticide and its dangers.

These records are kept at:

1428 Abbott Street, Salinas CA 93901

In white binder labeled "Pesticide SDS" on the second counter to the right from the front entrance.



Your employer must explain your rights to you. If you need more help understanding your rights, go to your local county agricultural commissioner's office, local legal aid, worker's rights office, your union or the Department of Pesticide Regulation (DPR)





A-9: Medical Care

What should I do if I start feeling sick at work?

Pesticides can make you sick. Symptoms of pesticide poisoning can be the same as having the flu or other common illnesses. If you get a headache, dizziness, upset stomach, blurred vision, flu-like symptoms, a rash, or eye pain while working in the field, ask your employer to take you to the doctor. A pesticide might cause these symptoms. You can also get skin rashes from plants and insects in the field.

Your employer must plan for medical care before you start working where pesticides have been used. **If you think that pesticides made you sick or hurt you at work, your employer must make sure that you are taken to the doctor immediately. Do not drive yourself to the doctor if you get sick at work. Your employer must pay for medical care if you get sick or hurt from pesticides at work.**

Emergency medical care is available at:

Pinnacle Medical Group

(Space for listing where you work, facilities, etc.)
2 Rossi Circle, Salinas CA 93907

831-770-0444

What are my rights?

You have the right to know about pesticides that have been used recently where you work. The farmer must keep records on:

- When and where the pesticide was applied.





Emergency Medical Care Facility

- Reasonable grounds to suspect pesticide illness or exposure
 - Employees must be taken to a physician **immediately**
 - **Do not** let employees experiencing symptoms drive themselves
 - Remove employees from treated field



Plan in advance

Inform employees, foremen & supervisors



Worker Safety Training

Prior to working in a **“treated field”**:

Employees shall be trained in Pesticide Safety within the last **12 months** in a manner the employee understands by a **qualified trainer**





Qualified Trainer

The **trainer** shall be qualified as one of the following:

- A California certified applicator
- Possession of a County Biologist License in Pesticide Regulation or Investigations & Environmental Monitoring issued by CDFA
- Completion of the “Train the Trainer” program given by the UC Extension IPM.
- Agricultural Pest Control Advisor



Area must be free of distraction



Training Records

FIELDWORKER SAFETY TRAINING RECORD

NAME OF EMPLOYER: _____ DATE: _____

NAME OF TRAINER: _____

TRAINER'S QUALIFICATION: _____

Symptoms of poisoning: Pinpoint pupils, nausea shortness of breath, dizziness, blurred vision Ways poisoning or injury can occur	Location of pesticide safety information series (PSIS) Material safety data sheets (MSDS), pesticides use Reports, safety posters, and restricted entry intervals
Wash hands and arms with soap and water: Before eating drinking, smoking, or going to the bathroom Emergency Eye flushing techniques	The need for immediate decontamination of skin and Eyes when exposure occurs.
Wash completely at the end of the work day, change into clean clothing.	Employee's rights: against discharge, discrimination, Rights to receive information.
Wear clean work clothing daily Be aware of pesticide residues on clothing.	Routes through which pesticides enter the body
Understanding the immediate and long term hazards involved In handling pesticides. Known or suspected chronic and acute effects.	Prevention, recognition, and first aid treatment of Heat related illness.
Emergency medical information: Name, address, phone number of clinic, physician, or hospital emergency room and where the Information is located.	Restricted entry intervals and posting. Do not enter treated areas.
Never take home pesticide containers used at work.	

Print Your Name

Sign Your Name

- | | |
|-----------|-------|
| 1. _____ | _____ |
| 2. _____ | _____ |
| 3. _____ | _____ |
| 4. _____ | _____ |
| 5. _____ | _____ |
| 6. _____ | _____ |
| 7. _____ | _____ |
| 8. _____ | _____ |
| 9. _____ | _____ |
| 10. _____ | _____ |

Training documented & records retained by the employer for **2 years** & made available upon request



Training Topics:



REI, Posting,
Notification



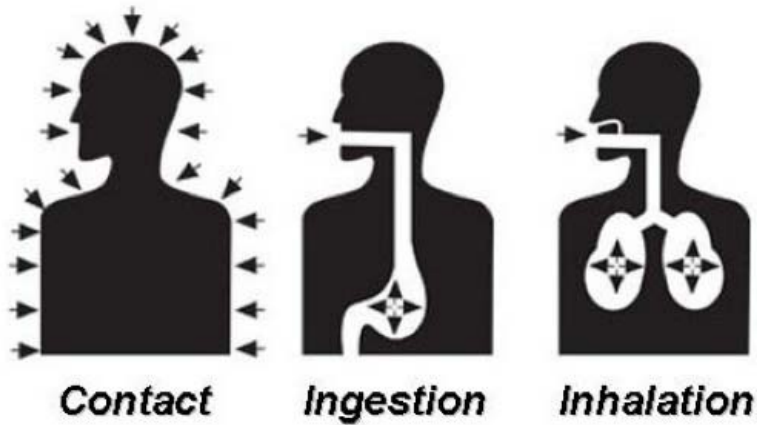
Routine
Decontamination




Where pesticides are
encountered



Training Topics:



Routes of Exposure



Common signs & symptoms



Training Topics:



Warning of taking pesticide containers home

Información de Seguridad con Pesticidas

Normas De Seguridad Con Pesticidas Para Los

A No. 9

Departamento de Regulación de Pesticidas
1001 I Street,
Sacramento,
California 95814

Agencia de Protección del Medio Ambiente de California

2017 Application Specific Information Display Chart AgComm Nursery, LLC


Pesticide	Location	Date/Time	Restricted Entry Interval (REI)	Active ingredient	Registration Number
Aliette WDG Fungicide	Greenhouse 1 Site ID: 010001	08/15/2017 6pm - 9pm	12 Hours	Aluminum Tris O-ethyl phosphonate	264-516-ZB

Complete chart within 24 hours of the application and display where employees can review the information with unimpeded access.

Location of Displayed Information



Training Topics:



Workers' Rights



**Emergency
Medical Care**



**Prevention,
Recognition & First
Aid of Heat-illness**



Training Topics:

Training topics are listed in **3 CCR 6764**

On DPR website:

<http://www.cdpr.ca.gov/docs/legbills/calcode/030303.htm#a6764>





Application Specific Information Display

- Within **24 hrs.** after completion of a pesticide application, the **employer** shall “**display**” the following information:

Location/Site ID

Date & Time (start & end)

Pesticide Name & Active Ingredient,

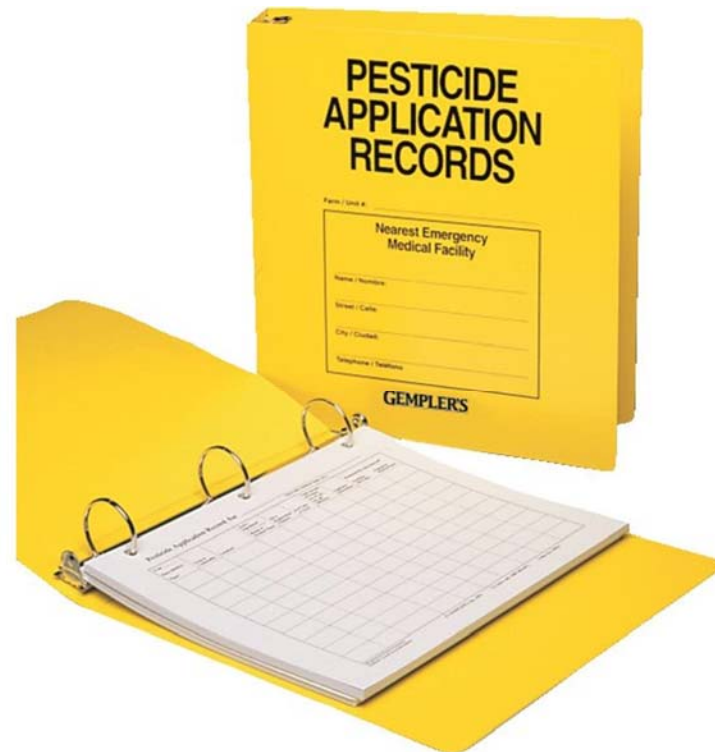

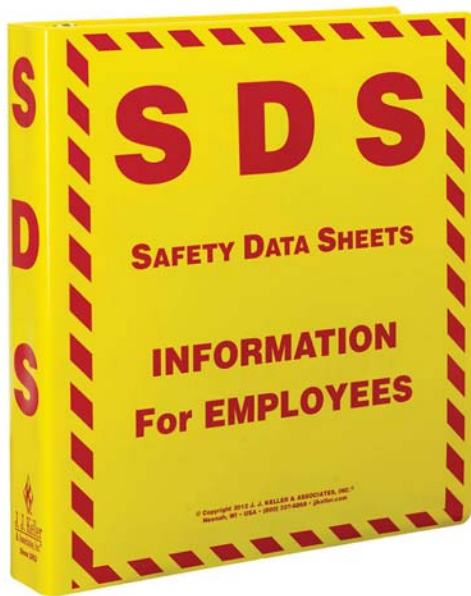
EPA Registration No. (if applicable)

Restricted Entry Interval (if applicable)



Location of Application Specific Information Display

Using the A-9, Workers should be able to determine & locate the displayed information.





Examples



Unimpeded Access



Ventilation Requirements

Until the concentration is measured and does not exceed the label standard





Ventilation Requirements

If there is no label standard you may do the following...



Ventilation Requirements

2 hours of mechanical ventilation

Using exhaust fans, overhead fans, etc.





Ventilation Requirements



4 hours of passive ventilation

Open side vents, roof vents, doors, retractable walls, etc.





Ventilation Requirements

24 hours with no ventilation





Early Entry Requirements

Employers must provide training & label required PPE to early entry workers when entering an area with an active REI.

AGRICULTURAL USE REQUIREMENTS

Use this product only in accordance with its labeling and with the Worker Protection Standard, 40 CFR part 170. This standard contains requirements for the protection of agricultural workers on farms, forests, nurseries, and greenhouses, and handlers of agricultural pesticides. It contains requirements for training, decontamination, notification, and emergency assistance. It also contains specific instructions and exceptions pertaining to the statements on this label about personal protective equipment (PPE) and restricted-entry interval. The requirements in this box only apply to uses of this product that are covered by the Worker Protection Standard.

Do not enter or allow worker entry into treated areas during the restricted entry interval of 12 hours.

PPE required for early entry to treated areas that is permitted under the Worker Protection Standard and that involves contact with anything that has been treated, such as plants, soil, or water, is: coveralls, chemical-resistant gloves (made of any waterproof material, such as polyvinyl chloride, nitrile rubber, or butyl rubber), shoes plus socks, and protective eyewear.



Questions?

For more information about worker safety requirements, please contact our department at:

Phone: 831-759-7340

Monday – Friday 8 a.m. to 5 p.m.

1428 Abbott Street, Salinas, CA 93901

