




Image Source: Whitson Engineers 2005

PREDICTED TRAFFIC NOISE CONTOURS

-  65 dBA CNEL/L_{dn}
-  60 dBA CNEL/L_{dn}
-  55 dBA CNEL/L_{dn}

Notes: Based on forecasted year 2030 cumulative-plus-project traffic conditions. Predicted noise contours are approximate and may not fully account for shielding provided by intervening terrain or structures. Predicted noise contours should be interpreted as bands of similar noise exposure, rather than lines of absolute demarcation.

FIGURE 3.11-1D
NOISE CONTOURS - EASTERN PARCEL