

# Contributions Report

Report date	01/11/2018	Plan IRS code(s)	457,OBRA-PST	From date:	January 2017
Plan sponsor name	PLAN SPONSOR NAME	Plan sponsor number	00123456	To date:	January 2018

Pay period end date	Invest date	Money source	Contribution amount
<b>January 2018</b>			
01/04/2018	01/08/2018	Salary Reduction	\$33,144.29
		Roth Contribution	\$627.11
<b>Pay period end date total</b>			<b>\$33,771.40</b>
<b>Monthly total</b>			<b>\$33,771.40</b>
<b>December 2017</b>			
12/07/2017	12/07/2017	Salary Reduction	\$32,804.13
		Roth Contribution	\$627.11
<b>Pay period end date total</b>			<b>\$33,431.24</b>
12/21/2017	12/22/2017	Salary Reduction	\$32,716.54
		Roth Contribution	\$627.11
<b>Pay period end date total</b>			<b>\$33,343.65</b>
<b>Monthly total</b>			<b>\$66,774.89</b>
<b>November 2017</b>			
11/08/2017	11/08/2017	Salary Reduction	\$32,752.62
		Roth Contribution	\$652.11
<b>Pay period end date total</b>			<b>\$33,404.73</b>
11/22/2017	11/22/2017	Salary Reduction	\$32,803.97
		Roth Contribution	\$627.11
<b>Pay period end date total</b>			<b>\$33,431.08</b>
<b>Monthly total</b>			<b>\$66,835.81</b>
<b>October 2017</b>			
10/12/2017	10/13/2017	Salary Reduction	\$32,228.28
		Roth Contribution	\$652.11
	10/27/2017	Salary Reduction	\$167.24

Pay period end date	Invest date	Money source	Contribution amount
<b>Pay period end date total</b>			<b>\$33,047.63</b>
10/26/2017	10/27/2017	Salary Reduction	\$32,547.97
		Roth Contribution	\$652.11
<b>Pay period end date total</b>			<b>\$33,200.08</b>
<b>Monthly total</b>			<b>\$66,247.71</b>
<b>September 2017</b>			
09/14/2017	09/14/2017	Salary Reduction	\$32,032.32
		Roth Contribution	\$652.11
	09/18/2017	Salary Reduction	\$46.15
<b>Pay period end date total</b>			<b>\$32,730.58</b>
09/28/2017	09/28/2017	Salary Reduction	\$32,078.83
		Roth Contribution	\$652.11
<b>Pay period end date total</b>			<b>\$32,730.94</b>
<b>Monthly total</b>			<b>\$65,461.52</b>
<b>August 2017</b>			
08/03/2017	08/04/2017	Salary Reduction	\$31,336.53
	08/16/2017	Salary Reduction	\$73.08
<b>Pay period end date total</b>			<b>\$31,409.61</b>
08/17/2017	08/18/2017	Salary Reduction	\$31,796.80
		Roth Contribution	\$652.11
<b>Pay period end date total</b>			<b>\$32,448.91</b>
08/31/2017	09/06/2017	Salary Reduction	\$32,051.84
		Roth Contribution	\$652.11
	09/07/2017	Salary Reduction	\$73.08
<b>Pay period end date total</b>			<b>\$32,777.03</b>
<b>Monthly total</b>			<b>\$96,635.55</b>
<b>July 2017</b>			
07/06/2017	07/11/2017	Salary Reduction	\$28,331.40
		Roth Contribution	\$652.11
	07/19/2017	Salary Reduction	\$252.09
	08/16/2017	Salary Reduction	\$61.54

Pay period end date	Invest date	Money source	Contribution amount
<b>Pay period end date total</b>			<b>\$29,297.14</b>
07/11/2017	07/20/2017	Salary Reduction	\$123.08
<b>Pay period end date total</b>			<b>\$123.08</b>
07/20/2017	07/20/2017	Salary Reduction	\$29,366.64
		Roth Contribution	\$652.11
	08/16/2017	Salary Reduction	\$61.54
<b>Pay period end date total</b>			<b>\$30,080.29</b>
<b>Monthly total</b>			<b>\$59,500.51</b>
<b>June 2017</b>			
06/08/2017	06/13/2017	Salary Reduction	\$28,022.89
		Roth Contribution	\$652.11
	06/21/2017	Salary Reduction	\$52.07
<b>Pay period end date total</b>			<b>\$28,727.07</b>
06/22/2017	06/22/2017	Salary Reduction	\$28,354.48
		Roth Contribution	\$652.11
<b>Pay period end date total</b>			<b>\$29,006.59</b>
<b>Monthly total</b>			<b>\$57,733.66</b>
<b>May 2017</b>			
05/11/2017	05/11/2017	Salary Reduction	\$29,614.90
		Roth Contribution	\$652.11
<b>Pay period end date total</b>			<b>\$30,267.01</b>
05/25/2017	05/25/2017	Salary Reduction	\$27,664.78
		Roth Contribution	\$652.11
<b>Pay period end date total</b>			<b>\$28,316.89</b>
<b>Monthly total</b>			<b>\$58,583.90</b>
<b>April 2017</b>			
04/13/2017	04/13/2017	Salary Reduction	\$28,958.71
		Roth Contribution	\$652.11
<b>Pay period end date total</b>			<b>\$29,610.82</b>
04/27/2017	04/27/2017	Salary Reduction	\$29,344.99
		Roth Contribution	\$652.11

Pay period end date	Invest date	Money source	Contribution amount
<b>Pay period end date total</b>			<b>\$29,997.10</b>
<b>Monthly total</b>			<b>\$59,607.92</b>
<b>March 2017</b>			
03/02/2017	03/02/2017	Salary Reduction	\$29,261.09
		Roth Contribution	\$652.11
	03/07/2017	Salary Reduction	\$65.19
<b>Pay period end date total</b>			<b>\$29,978.39</b>
03/16/2017	03/16/2017	Salary Reduction	\$29,239.74
		Roth Contribution	\$652.11
<b>Pay period end date total</b>			<b>\$29,891.85</b>
03/30/2017	03/30/2017	Salary Reduction	\$28,821.51
		Roth Contribution	\$652.11
<b>Pay period end date total</b>			<b>\$29,473.62</b>
03/31/2017	04/13/2017	Salary Reduction	\$87.14
<b>Pay period end date total</b>			<b>\$87.14</b>
<b>Monthly total</b>			<b>\$89,431.00</b>
<b>February 2017</b>			
02/02/2017	02/02/2017	Salary Reduction	\$29,673.45
		Roth Contribution	\$25.00
	02/08/2017	Salary Reduction	\$171.68
	03/07/2017	Salary Reduction	\$680.76
<b>Pay period end date total</b>			<b>\$30,550.89</b>
02/16/2017	02/16/2017	Salary Reduction	\$29,306.36
		Roth Contribution	\$25.00
	02/23/2017	Salary Reduction	\$33,000.00
	03/07/2017	Salary Reduction	\$692.30
<b>Pay period end date total</b>			<b>\$63,023.66</b>
<b>Monthly total</b>			<b>\$93,574.55</b>
<b>January 2017</b>			
01/05/2017	01/05/2017	Salary Reduction	\$30,739.26
		Roth Contribution	\$25.00

Pay period end date	Invest date	Money source	Contribution amount
01/05/2017	01/10/2017	Salary Reduction	\$98.08
<b>Pay period end date total</b>			<b>\$30,862.34</b>
01/19/2017	01/19/2017	Salary Reduction	\$31,006.54
		Roth Contribution	\$25.00
<b>Pay period end date total</b>			<b>\$31,031.54</b>
<b>Monthly total</b>			<b>\$61,893.88</b>
<b>December 2016</b>			
12/21/2016	01/10/2017	Salary Reduction	\$71.54
<b>Pay period end date total</b>			<b>\$71.54</b>
<b>Monthly total</b>			<b>\$71.54</b>

\*Funds held in suspense will not be included in this report until those funds are processed.

\*\*Transactions relating to plan maintenance or corrective processing are not included in this report.

\*\*\*Payroll deducted loan repayments, if applicable to your plan, or not included in this report.

Data reflects totals as of market close the previous business day.

Life and annuity products are issued by Nationwide Life Insurance Company or Nationwide Life and Annuity Company, Columbus, Ohio. The general distributor for variable products is Nationwide Investment Services Corporation, member FINRA. The Nationwide Retirement Institute is a division of NISC. Nationwide Funds distributed by Nationwide Fund Distributors, LLC Member FINRA, King of Prussia, PA. Nationwide Life Insurance Company, Nationwide Life and Annuity Company, Nationwide Investment Services Corporation, and Nationwide Fund Distributors are separate but affiliated companies.

The Nationwide Group Retirement Series includes unregistered group fixed and variable annuities issued by Nationwide Life Insurance Company. It also includes trust programs and trust services offered by Nationwide Trust Company, FSB a division of Nationwide Bank ® .

Nationwide, the Nationwide N and Eagle, The Nationwide Retirement Institute, Nationwide is On Your Side and Nationwide Funds Group are service marks of Nationwide Mutual Insurance Company. Let's Face it Together is a service mark of Nationwide Life Insurance Company.

© 2015 Nationwide Mutual Insurance Company and affiliated companies

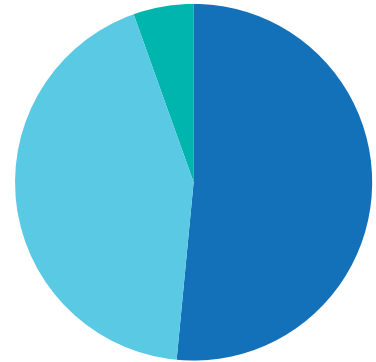
# Participant Census Report

Report date	01/11/2018	IRS code(s)	457,OBRA-PST	Age range	All ages
Plan sponsor name	PLAN SPONSOR NAME	Plan sponsor number	00123456	Date	1/10/2018

## Gender breakdown

Male	Female	Unknown
170	142	18

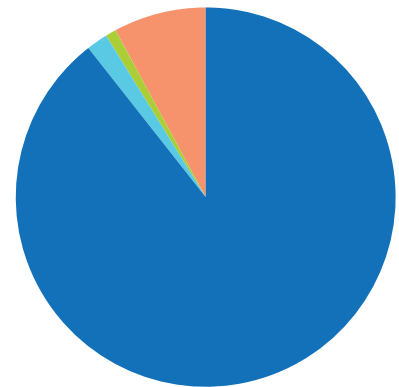
■	Male	170	51.52%
■	Female	142	43.03%
■	Unknown	18	5.45%



## Employment status

Employed	Retired	Military leave	Disabled	Unemployed	Terminated	Leave of absence	Deceased
295	6	0	0	3	26	0	0

■	Employed	295	89.39%
■	Retired	6	1.82%
■	Unemployed	3	0.91%
■	Terminated	26	7.88%



**Participant census data**

IRS code	Last name	First name	Date of birth	Gender	Tax ID	Street address	City	Sta!	Zip code	Country
457	SMITH	JOHN	01/18/1980	MALE	*****xxx	123 MAIN ST	CITY	CA	92372	UNITED STATES
457	SMITH	JANE	09/04/1980	FEMALE	*****xxx	123 MAYBERRY	CITY	CA	91737	UNITED STATES

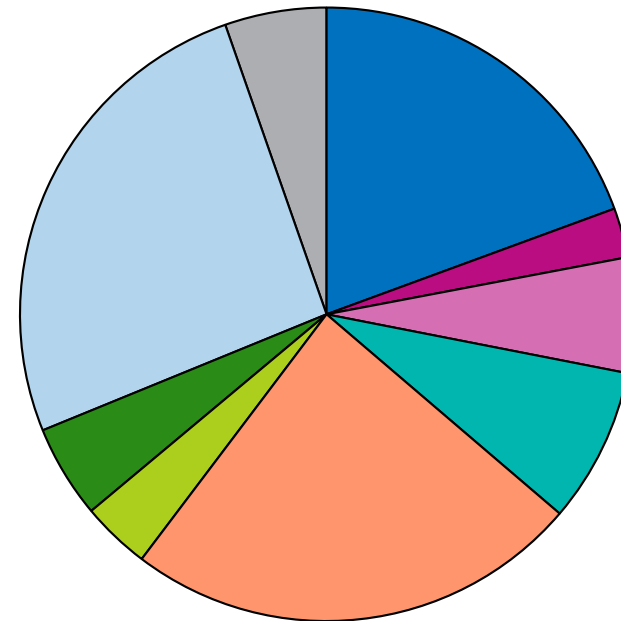
# Plan Asset Report

Report date	01/11/2018	Plan IRS code(s)	457,OBRA-PST	Age range	All ages
Plan sponsor name	PLAN SPONSOR NAME	Plan sponsor number	00123456	Date	1/10/2018

	Age range for effective date	Plan total	Percentage of total
<b>Participants</b>	310	310	100%
<b>Assets</b>	\$17,698,414.66	\$17,698,414.66	100%

## Asset class breakdown

Asset Allocation	\$3,434,128.85	19.40%
Balanced	\$462,255.97	2.61%
Bonds	\$1,072,784.02	6.06%
International	\$1,447,051.34	8.18%
Large Cap	\$4,256,075.13	24.05%
Mid Cap	\$641,253.49	3.62%
Small Cap	\$867,674.13	4.90%
Fixed Assets/Cash	\$4,568,415.63	25.81%
Short-Term Investments	\$948,776.10	5.36%





Investment	Participants	Money source	Balance	Percent of total
<b>Asset Allocation</b>				
NW Dest 2015 Inst Svc	3	Salary Reduction	\$7,051.07	0.04%
NW Dest 2020 Inst Svc	4	Salary Reduction	\$436,133.70	2.46%
NW Dest 2025 Inst Svc	1	Salary Reduction	\$1,339.70	0.01%
NW Dest 2030 Inst Svc	3	Rollover 457	\$60,006.25	0.34%
		Salary Reduction	\$101,152.66	0.57%
<b>NW Dest 2030 Inst Svc Subtotal</b>			<b>\$161,158.91</b>	<b>0.91%</b>
NW Dest 2035 Inst Svc	4	Rollover (Pre-Tax)	\$24,545.47	0.14%
		Salary Reduction	\$10,976.93	0.06%
<b>NW Dest 2035 Inst Svc Subtotal</b>			<b>\$35,522.40</b>	<b>0.20%</b>
NW Dest 2040 Inst Svc	6	Rollover (Pre-Tax)	\$2,632.03	0.01%
		Rollover 457	\$73,384.24	0.41%
		Salary Reduction	\$82,844.52	0.47%
<b>NW Dest 2040 Inst Svc Subtotal</b>			<b>\$158,860.79</b>	<b>0.89%</b>
NW Dest 2045 Inst Svc	5	Rollover (Pre-Tax)	\$21,556.50	0.12%
		Salary Reduction	\$12,999.60	0.07%
<b>NW Dest 2045 Inst Svc Subtotal</b>			<b>\$34,556.10</b>	<b>0.19%</b>
NW Dest 2050 Inst Svc	6	Rollover (Pre-Tax)	\$356.50	0.00%
		Rollover 457	\$15,358.11	0.09%
		Salary Reduction	\$25,069.89	0.14%
<b>NW Dest 2050 Inst Svc Subtotal</b>			<b>\$40,784.50</b>	<b>0.23%</b>
NW Inv Dest Aggr Svc	46	Rollover (Pre-Tax)	\$188,349.29	1.06%
		Salary Reduction	\$810,019.47	4.58%
<b>NW Inv Dest Aggr Svc Subtotal</b>			<b>\$998,368.76</b>	<b>5.64%</b>
NW Inv Dest Cnsrv Svc	7	Salary Reduction	\$63,088.00	0.36%
NW Inv Dest Mod Aggr Svc	24	Rollover (Pre-Tax)	\$26,108.57	0.15%
		Salary Reduction	\$884,942.58	5.00%

Investment	Participants	Money source	Balance	Percent of total
<b>NW Inv Dest Mod Aggr Svc Subtotal</b>			<b>\$911,051.15</b>	5.15%
NW Inv Dest Mod Cnsrv Svc	8	Salary Reduction	\$252,274.03	1.43%
NW Inv Dest Mod Svc	27	Rollover (Pre-Tax)	\$48,213.40	0.27%
		Salary Reduction	\$285,726.34	1.61%
<b>NW Inv Dest Mod Svc Subtotal</b>			<b>\$333,939.74</b>	1.88%
<b>Asset Allocation Total</b>			<b>\$3,434,128.85</b>	<b>19.40%</b>
<b>Balanced</b>				
AmFds Inc Fd Am A	14	Salary Reduction	\$462,255.97	2.61%
<b>Bonds</b>				
AmFds Bd Fd Am A	56	Rollover (Pre-Tax)	\$52,585.00	0.30%
		Rollover 457	\$1,455.63	0.01%
		Roth Contribution	\$375.32	0.00%
		Salary Reduction	\$404,504.46	2.29%
<b>AmFds Bd Fd Am A Subtotal</b>			<b>\$458,920.41</b>	2.60%
Dtsch Hi Inc A	11	Rollover 457	\$185.61	0.00%
		Roth Contribution	\$6.99	0.00%
		Salary Reduction	\$121,522.45	0.69%
<b>Dtsch Hi Inc A Subtotal</b>			<b>\$121,715.05</b>	0.69%
Vngrd Ttl Bnd Mkt Idx Adm	44	Rollover (Pre-Tax)	\$34,539.54	0.20%
		Rollover 457	\$5,158.60	0.03%
		Roth Contribution	\$4.47	0.00%
		Salary Reduction	\$452,445.95	2.56%
<b>Vngrd Ttl Bnd Mkt Idx Adm Subtotal</b>			<b>\$492,148.56</b>	2.79%
<b>Bonds Total</b>			<b>\$1,072,784.02</b>	<b>6.06%</b>

Investment	Participants	Money source	Balance	Percent of total
<b>Fixed Assets/Cash</b>				
Fixed Assets	31	Rollover (Pre-Tax)	\$20,476.54	0.12%
		Rollover 457	\$412.60	0.00%
		Salary Reduction	\$101,779.87	0.58%
<b>Fixed Assets Subtotal</b>			<b>\$122,669.01</b>	<b>0.70%</b>
Nationwide Fixed Account	79	Rollover (Pre-Tax)	\$91,062.57	0.51%
		Rollover 457	\$9,981.93	0.06%
		Salary Reduction	\$3,050,860.62	17.24%
<b>Nationwide Fixed Account Subtotal</b>			<b>\$3,151,905.12</b>	<b>17.81%</b>
Stable Value Fund C	85	Rollover (Pre-Tax)	\$30,389.73	0.17%
		Rollover 457	\$967.33	0.01%
		Roth Contribution	\$251.57	0.00%
		Salary Reduction	\$1,262,232.87	7.13%
<b>Stable Value Fund C Subtotal</b>			<b>\$1,293,841.50</b>	<b>7.31%</b>
<b>Fixed Assets/Cash Total</b>			<b>\$4,568,415.63</b>	<b>25.81%</b>
<b>International</b>				
AmFds EuroPacfc Gr A	67	Rollover (Pre-Tax)	\$87,974.65	0.50%
		Rollover 457	\$7,779.82	0.04%
		Roth Contribution	\$3,581.12	0.02%
		Salary Reduction	\$771,084.02	4.36%
<b>AmFds EuroPacfc Gr A Subtotal</b>			<b>\$870,419.61</b>	<b>4.92%</b>
Opp Gbl A	64	Rollover (Pre-Tax)	\$35,698.45	0.20%
		Rollover 457	\$5,203.57	0.03%
		Roth Contribution	\$2,016.80	0.01%

Investment	Participants	Money source	Balance	Percent of total
Opp Gbl A	64	Salary Reduction	\$533,712.91	3.02%
<b>Opp Gbl A Subtotal</b>			<b>\$576,631.73</b>	<b>3.26%</b>
<b>International Total</b>			<b>\$1,447,051.34</b>	<b>8.18%</b>
<b>Large Cap</b>				
AmCent Sel Inv	1	Salary Reduction	\$13,312.66	0.08%
AmFds Gr Fd Am A	7	Salary Reduction	\$254,904.34	1.44%
AmFds Invmt Co Am A	54	Rollover (Pre-Tax)	\$20,211.54	0.11%
		Rollover 457	\$2,274.86	0.01%
		Roth Contribution	\$912.92	0.01%
		Salary Reduction	\$163,039.56	0.92%
<b>AmFds Invmt Co Am A Subtotal</b>			<b>\$186,438.88</b>	<b>1.05%</b>
AmFds Wshngtn Mut Inv A	56	Rollover (Pre-Tax)	\$20,675.29	0.12%
		Rollover 457	\$2,837.19	0.02%
		Roth Contribution	\$1,168.93	0.01%
		Salary Reduction	\$348,590.96	1.97%
<b>AmFds Wshngtn Mut Inv A Subtotal</b>			<b>\$373,272.37</b>	<b>2.12%</b>
Dtsch CROCI Eq Divd A	4	Roth Contribution	\$15.21	0.00%
		Salary Reduction	\$68,869.36	0.39%
<b>Dtsch CROCI Eq Divd A Subtotal</b>			<b>\$68,884.57</b>	<b>0.39%</b>
Fid Contra	29	Rollover (Pre-Tax)	\$71,085.19	0.40%
		Rollover 457	\$595.93	0.00%
		Salary Reduction	\$795,280.73	4.49%
<b>Fid Contra Subtotal</b>			<b>\$866,961.85</b>	<b>4.89%</b>
Fid Eq Inc	57	Rollover (Pre-Tax)	\$16,285.37	0.09%
		Rollover 457	\$1,843.21	0.01%

Investment	Participants	Money source	Balance	Percent of total
Fid Eq Inc	57	Roth Contribution	\$777.90	0.00%
		Salary Reduction	\$280,538.55	1.59%
<b>Fid Eq Inc Subtotal</b>			<b>\$299,445.03</b>	1.69%
JnsHndrsn Frty S	7	Rollover (Pre-Tax)	\$4,251.32	0.02%
		Rollover 457	\$495.48	0.00%
		Salary Reduction	\$139,577.66	0.79%
<b>JnsHndrsn Frty S Subtotal</b>			<b>\$144,324.46</b>	0.81%
JnsHndrsn Rsrch T	7	Roth Contribution	\$18.71	0.00%
		Salary Reduction	\$48,922.75	0.28%
<b>JnsHndrsn Rsrch T Subtotal</b>			<b>\$48,941.46</b>	0.28%
NW Fund A	52	Rollover (Pre-Tax)	\$31,524.02	0.18%
		Rollover 457	\$3,209.16	0.02%
		Roth Contribution	\$1,317.00	0.01%
		Salary Reduction	\$230,612.38	1.30%
<b>NW Fund A Subtotal</b>			<b>\$266,662.56</b>	1.51%
NW LgCap Gr	61	Rollover (Pre-Tax)	\$16,431.85	0.09%
		Rollover 457	\$1,773.50	0.01%
		Roth Contribution	\$804.03	0.00%
		Salary Reduction	\$236,828.43	1.34%
<b>NW LgCap Gr Subtotal</b>			<b>\$255,837.81</b>	1.44%
NeuBer Soc Resp Inv	57	Rollover (Pre-Tax)	\$21,397.72	0.12%
		Rollover 457	\$2,855.70	0.02%
		Roth Contribution	\$1,177.38	0.01%
		Salary Reduction	\$397,705.88	2.25%
<b>NeuBer Soc Resp Inv Subtotal</b>			<b>\$423,136.68</b>	2.40%

Investment	Participants	Money source	Balance	Percent of total
Vngrd 500 Indx Fnd	6	Salary Reduction	\$113,868.20	0.64%
Vngrd Inst Indx Inst	26	Rollover (Pre-Tax)	\$1,392.32	0.01%
		Rollover 457	\$15,680.75	0.09%
		Roth Contribution	\$15.83	0.00%
		Salary Reduction	\$922,995.36	5.22%
<b>Vngrd Inst Indx Inst Subtotal</b>			<b>\$940,084.26</b>	<b>5.32%</b>
<b>Large Cap Total</b>			<b>\$4,256,075.13</b>	<b>24.05%</b>
<b>Mid Cap</b>				
Fed Kaufman R	8	Salary Reduction	\$271,439.30	1.53%
Invsco MdCap Cor Eq A	2	Rollover (Pre-Tax)	\$16,205.63	0.09%
		Roth Contribution	\$17.46	0.00%
		Salary Reduction	\$5,052.14	0.03%
<b>Invsco MdCap Cor Eq A Subtotal</b>			<b>\$21,275.23</b>	<b>0.12%</b>
JPM MidCap Value A	19	Rollover (Pre-Tax)	\$621.07	0.00%
		Rollover 457	\$603.74	0.00%
		Roth Contribution	\$17.26	0.00%
		Salary Reduction	\$347,296.89	1.96%
<b>JPM MidCap Value A Subtotal</b>			<b>\$348,538.96</b>	<b>1.96%</b>
<b>Mid Cap Total</b>			<b>\$641,253.49</b>	<b>3.62%</b>
<b>Short-Term Investments</b>				
NW Bank Liquid Savings	60	Rollover (Pre-Tax)	\$1,319.80	0.01%
		Rollover 457	\$4,679.28	0.03%
		Roth Contribution	\$2,529.57	0.01%
		Salary Reduction	\$940,247.45	5.31%
<b>NW Bank Liquid Savings Subtotal</b>			<b>\$948,776.10</b>	<b>5.36%</b>

Investment	Participants	Money source	Balance	Percent of total
<b>Short-Term Investments Total</b>			<b>\$948,776.10</b>	<b>5.36%</b>
<b>Small Cap</b>				
Brwn Cap Sm Co Inv	10	Rollover (Pre-Tax)	\$367.47	0.00%
		Rollover 457	\$836.10	0.00%
		Salary Reduction	\$307,863.63	1.74%
<b>Brwn Cap Sm Co Inv Subtotal</b>			<b>\$309,067.20</b>	<b>1.74%</b>
DFA US Micro Cap Inst	53	Rollover (Pre-Tax)	\$16,177.79	0.09%
		Rollover 457	\$16,193.00	0.09%
		Roth Contribution	\$274.85	0.00%
		Salary Reduction	\$370,407.75	2.09%
<b>DFA US Micro Cap Inst Subtotal</b>			<b>\$403,053.39</b>	<b>2.27%</b>
NW US SmCap Val Inst Svc	56	Rollover (Pre-Tax)	\$18,482.99	0.10%
		Rollover 457	\$1,299.43	0.01%
		Roth Contribution	\$537.56	0.00%
		Salary Reduction	\$135,233.56	0.76%
<b>NW US SmCap Val Inst Svc Subtotal</b>			<b>\$155,553.54</b>	<b>0.87%</b>
<b>Small Cap Total</b>			<b>\$867,674.13</b>	<b>4.90%</b>

**Total**

**\$17,698,414.66**

**100%**

\* Data is up to date as of the close of business the previous market day.

\*\* Asset balances do NOT include outstanding loans, Self-directed option, or TPA assets, if applicable to your plan.

Life and annuity products are issued by Nationwide Life Insurance Company or Nationwide Life and Annuity Company, Columbus, Ohio. The general distributor for variable products is Nationwide Investment Services Corporation, member FINRA. The Nationwide Retirement Institute is a division of NISC. Nationwide Funds distributed by Nationwide Fund Distributors, LLC Member FINRA, King of Prussia, PA. Nationwide Life Insurance Company, Nationwide Life and Annuity Company, Nationwide Investment Services Corporation, and Nationwide Fund Distributors are separate but affiliated companies.

The Nationwide Group Retirement Series includes unregistered group fixed and variable annuities issued by Nationwide Life Insurance Company. It also includes trust programs and trust services offered by Nationwide Trust Company, FSB a division of Nationwide Bank ® .

Nationwide, the Nationwide N and Eagle, The Nationwide Retirement Institute, Nationwide is On Your Side and Nationwide Funds Group are service marks of Nationwide Mutual Insurance Company. Let's Face it Together is a service mark of Nationwide Life Insurance Company.

© 2015 Nationwide Mutual Insurance Company and affiliated companies



## Plan Distribution Report

Report date 01/11/2018 Plan IRS code(s) 457,OBRA-PST Age range All ages  
Plan sponsor name PLAN SPONSOR NAME Plan sponsor number 00123456 Report period 01/01/2017 - 1/10/2018

### Selected parameters

Distribution type	Count	Total amount
Death	1	(\$28,371.30)
Disability	0	\$0.00
Hardship	0	\$0.00
In-Service	0	\$0.00
In-Service - Rollover Sources	0	\$0.00
Insurance Premium Payment (PPA 845)	0	\$0.00
Qualified Domestic Relations Order (QDRO)	0	\$0.00
Required Minimum Distribution (RMD)	5	(\$18,535.94)
Required Minimum Distribution - Supplemental	0	\$0.00
Retirement	29	(\$25,138.16)
Termination	64	(\$232,599.46)
Unforeseeable Emergency	0	\$0.00
Voluntary Post-Tax	0	\$0.00
<b>Total</b>	<b>99</b>	<b>(\$304,644.86)</b>

Distribution Types displayed may not reflect all possible distribution types.

Data reflects totals as of market close the previous business day.

Life and annuity products are issued by Nationwide Life Insurance Company or Nationwide Life and Annuity Company, Columbus, Ohio. The general distributor for variable products is Nationwide Investment Services Corporation, member FINRA. The Nationwide Retirement Institute is a division of NISC. Nationwide Funds distributed by Nationwide Fund Distributors, LLC Member FINRA, King of Prussia, PA. Nationwide Life Insurance Company, Nationwide Life and Annuity Company, Nationwide Investment Services Corporation, and Nationwide Fund Distributors are separate but affiliated companies.

The Nationwide Group Retirement Series includes unregistered group fixed and variable annuities issued by Nationwide Life Insurance Company. It also includes trust programs and trust services offered by Nationwide Trust Company, FSB a division of Nationwide Bank® .

Nationwide, the Nationwide N and Eagle, The Nationwide Retirement Institute, Nationwide is On Your Side and Nationwide Funds Group are service marks of Nationwide Mutual Insurance Company. Let's Face it Together is a service mark of Nationwide Life Insurance Company.

© 2015 Nationwide Mutual Insurance Company and affiliated companies

# Plan Loan Report

Report date	01/11/2018	IRS code(s)	457	Age range	All ages
Plan sponsor name	PLAN SPONSOR NAME	Plan sponsor number	00123456	Report period	01/01/2017 - 1/10/2018

Loan Activity  
(Activity during selected date range)

Loan type	Activity	Count	Amount
General Purpose Loan	Initiated	8	\$78,755.60
	Defaulted	1	\$1,093.18
	Paid in full	9	Not applicable
Primary Residence Loan	Initiated	0	\$0.00
	Defaulted	0	\$0.00
	Paid in full	0	Not applicable
<b>Total initiated</b>		<b>8</b>	<b>\$78,755.60</b>
<b>Total defaulted</b>		<b>1</b>	<b>\$1,093.18</b>
<b>Total paid In full</b>		<b>9</b>	<b>Not applicable</b>

Loan summary  
(as of previous Market close)

Loan type	Loan status	Count	Amount
General Purpose Loan	Active	26	\$203,121.90
	Default	3	\$52,179.97
<b>Total General Purpose Loans</b>		<b>29</b>	<b>\$255,301.87</b>
Primary Residence Loan	Active	1	\$45,807.70
	Default	0	\$0.00
<b>Total Primary Residence Loans</b>		<b>1</b>	<b>\$45,807.70</b>
<b>Total active</b>		<b>27</b>	<b>\$248,929.60</b>
<b>Total default</b>		<b>3</b>	<b>\$52,179.97</b>
<b>Total outstanding</b>		<b>30</b>	<b>\$301,109.57</b>

Data reflects totals as of market close the previous business day.

Life and annuity products are issued by Nationwide Life Insurance Company or Nationwide Life and Annuity Company, Columbus, Ohio. The general distributor for variable products is Nationwide Investment Services Corporation, member FINRA The Nationwide Retirement Institute is a division of NISC. Nationwide Funds distributed by Nationwide Fund Distributors, LLC, Member FINRA, King of Prussia, PA. Nationwide Life Insurance Company, Nationwide Life and Annuity Company, Nationwide Investment Services Corporation, and Nationwide Fund Distributors are separate but affiliated companies.

The Nationwide Group Retirement Series includes unregistered group fixed and variable annuities issued by Nationwide Life Insurance Company. It also includes trust programs and trust services offered by Nationwide Trust Company, FSB a division of Nationwide Bank ® .

Nationwide, the Nationwide N and Eagle, The Nationwide Retirement Institute, Nationwide is On Your Side and Nationwide Funds Group are service marks of Nationwide Mutual Insurance Company. Let's Face it Together is a service mark of Nationwide Life Insurance Company.

© 2015 Nationwide Mutual Insurance Company and affiliated companies

# Plan Rollover/Transfer Report

Report date	01/11/2018	Plan IRS code(s)	457,OBRA-PST	Age range	All ages
Plan sponsor name	PLAN SPONSOR NAME	Plan sponsor number	00123456	Report period	01/01/2017 - 1/10/2018

## Selected parameters

Request type	Count	Total amount
Rollovers (in)	11	\$475,983.62
Rollovers (out)	7	(\$766,652.72)
<b>Net rollovers</b>	<b>4</b>	<b>(\$290,669.10)</b>
Transfers (in)	9	\$214,973.49
Transfers (out)	3	(\$42,895.46)
<b>Net transfers</b>	<b>6</b>	<b>\$172,078.03</b>
<b>Aggregate net</b>	<b>10</b>	<b>(\$118,591.07)</b>

Data reflects totals as of market close the previous business day.

Life and annuity products are issued by Nationwide Life Insurance Company or Nationwide Life and Annuity Company, Columbus, Ohio. The general distributor for variable products is Nationwide Investment Services Corporation, member FINRA. The Nationwide Retirement Institute is a division of NISC. Nationwide Funds distributed by Nationwide Fund Distributors, LLC, Member FINRA, King of Prussia, PA. Nationwide Life Insurance Company, Nationwide Life and Annuity Company, Nationwide Investment Services Corporation, and Nationwide Fund Distributors are separate but affiliated companies.

The Nationwide Group Retirement Series includes unregistered group fixed and variable annuities issued by Nationwide Life Insurance Company. It also includes trust programs and trust services offered by Nationwide Trust Company, FSB a division of Nationwide Bank ®.

Nationwide, the Nationwide N and Eagle, The Nationwide Retirement Institute, Nationwide is On Your Side and Nationwide Funds Group are service marks of Nationwide Mutual Insurance Company. Let's Face it Together is a service mark of Nationwide Life Insurance Company.

© 2015 Nationwide Mutual Insurance Company and affiliated companies