

**MONTEREY COUNTY WATER RESOURCES AGENCY
BOARD OF DIRECTORS**

FINANCE COMMITTEE

COMMITTEE MEMBERS

Mark Gonzalez
John Baillie

Mike LeBarre
Matt Simis

TIME: 10:00 a.m.
DATE: Friday, March 1, 2019
PLACE: Monterey County Government Center
1441 Schilling Place, Saffron Room
Salinas, CA 93901

AGENDA

1. **Call to Order**
2. **Public Comment**
(Limited to three (3) minutes per speaker on matters within the jurisdiction of the Agency not listed on this agenda. The public will have the opportunity to ask questions and make statements on agenda items as the Committee considers them.)
3. **Consider approving the Minutes of the Finance Committee meeting on February 1, 2019.**
5. **Consider receiving the January 2019 Financials for all Agency Funds.**
Erica Leal, Accountant III, will provide the report.
6. **Financial Planning Update**
Shauna Lorange, Interim General Manager will provide the update.
7. **Set next meeting date and discuss future agenda items**
8. **Adjournment**

**MONTEREY COUNTY WATER RESOURCES AGENCY
BOARD OF DIRECTORS
FINANCE COMMITTEE
COMMITTEE MEMBERS**

Mark Gonzalez
Matt Simis

Mike LeBarre
John Baillie

TIME: 10:00 a.m.
DATE: Wednesday, February 1, 2019
**PLACE: Monterey County Government Center
1441 Schilling Place, Saffron Room
Salinas, CA 93901**

MINUTES

1. Call Meeting to Order @ 10:03 a.m.

Committee Chair Gonzalez appoints Matt Simis to the Finance Committee.

Members Present: Directors Gonzalez, Baillie, LeBarre and Simis
Members Absent: None

A quorum was established.

2. Public Comment: None

3. Consider approving the Minutes of the Finance Committee meeting held on Decemeber 7, 2018.

Committee Action: On Motion and Second by Directors Baillie and LeBarre respectively, the Committee approved the Minutes of the Finance Committee meeting held on December 7, 2018

4. Receive a presentation by Enterprise Fleet Management on a potential Agency Fleet Management Plan.

Presentation given by Patrick Grumbles and Mikael Reyes of Enterprise Fleet Management

5. Consider receiving the December 2018 Financials for all Agency Funds and the Second Quarter Financial Status Report through December 31, 2018.

Erica Leal, Accountant III, provided the reports.

Committee Action: On Motion and Second by Directors Baillie and Simis respectively, the Committee received the December 2018 Financials for all Agency Funds and the Second Quarter Financial Status Report through December 31, 2018.

6. **Receive information regarding combining Water Delivery Charges and Service Fees.**

Shauna Lorance, Interim General Manager provided the information.

- ~~7. **Consider recommending the Board of Supervisors of the Monterey County Water Resources Agency adopt a resolution authorizing the Monterey County Water Resources Agency General Manager to enter into a funding agreement with the State Water Resources Control Board to accept grant funds for the Protection of Domestic Drinking Water Supplies for the Lower Salinas Valley Project.**~~

~~Mark Foxworthy, Associate Water Resources Engineer will present this item.~~

~~This item was removed from the Agenda.~~

8. **Support approval of a Professional Services Agreement with JDH Corrosion Consultants, Inc., in the amount of \$173,780 to provide: testing and condition assessment, engineering design and construction management of cathodic protection systems for the Castroville Seawater Intrusion Project (CSIP), and Salinas River Diversion Facility (SRDF); and, authorize the Interim General Manager to execute the Agreement.**

Manuel Saavedra, Water Resources Engineer, presented this item.

Committee Action: On Motion and Second by Directors Baillie and Simis respectively, the Committee supports approval of a Professional Services Agreement with JDH Corrosion Consultants, Inc., in the amount of \$173,780 to provide: testing and condition assessment, engineering design and construction management of cathodic protection systems for the Castroville Seawater Intrusion Project (CSIP), and Salinas River Diversion Facility (SRDF); and, authorize the Interim General Manager to execute the Agreement.

9. **Set next meeting date and discuss future agenda items.**

The next meeting date is scheduled for March 1, 2019 at 10:00 a.m.

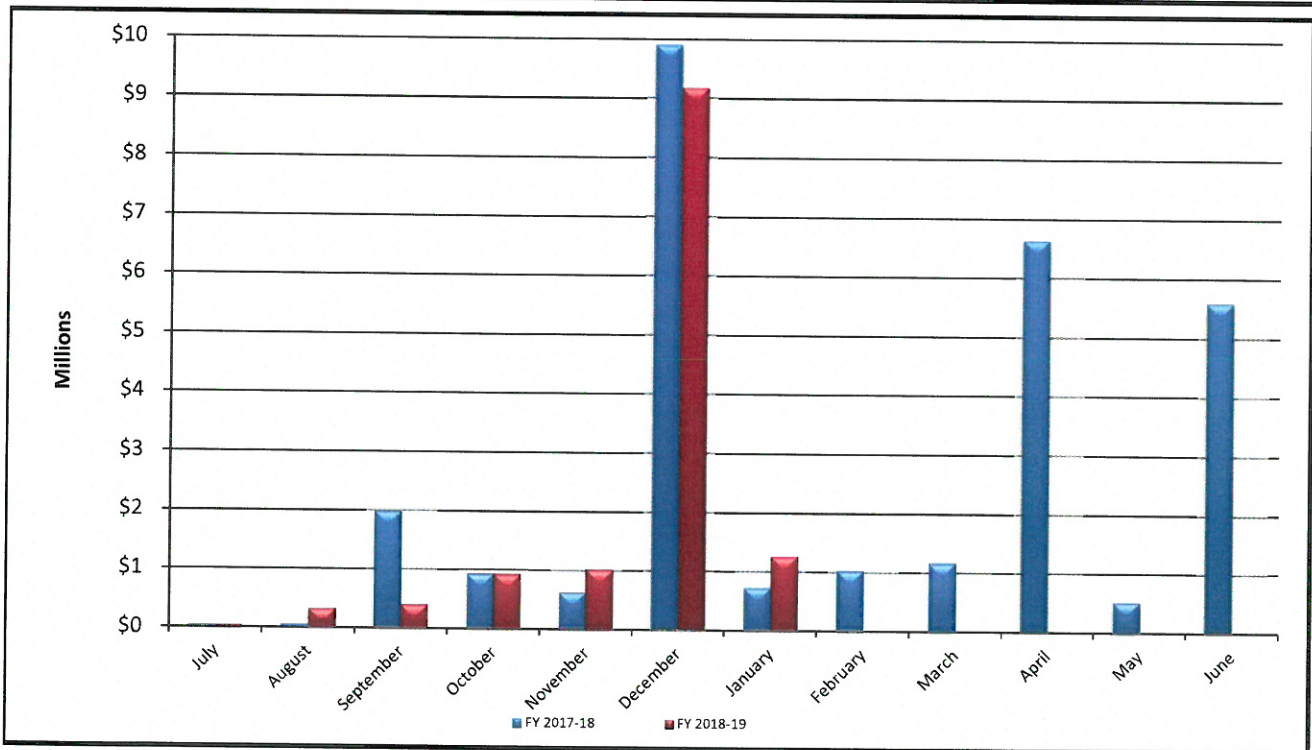
10. **The meeting adjourned at 11:27 a.m.**

Submitted by: Alice Henault

**Monterey County
Water Resources Agency
FY 2018-2019 FINANCIAL STATUS REPORT**

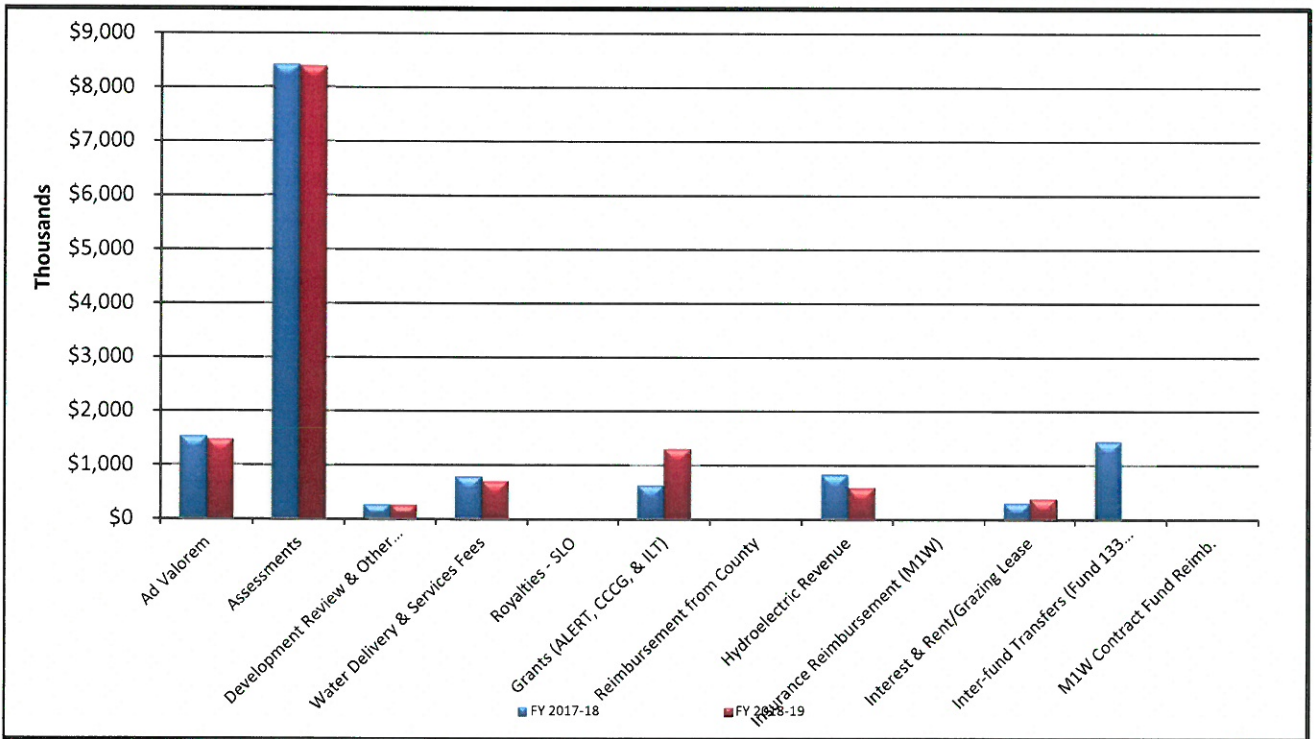
YTD Actual Revenues

Month By Month Revenues				
	FY 2017-18	% Received	FY 2018-19	% Received
July	37,062	0.11%	34,781	0.13%
August	40,025	0.23%	317,623	1.36%
September	1,980,935	6.08%	400,603	2.91%
October	925,440	8.81%	927,998	6.49%
November	623,422	10.66%	1,018,736	10.42%
December	9,899,927	39.90%	9,175,996	45.83%
January	723,368	42.04%	1,260,688	50.70%
February	1,023,390	45.06%	-	
March	1,157,981	48.48%	-	
April	6,634,038	68.08%	-	
May	520,487	69.62%	-	
June	5,596,462	86.15%	-	
YEAR TO DATE ACTUAL:	29,162,538		13,136,424	
ADOPTED BUDGET:	33,851,496		25,911,792	



Monterey County
Water Resources Agency
FY 2018-2019 FINANCIAL STATUS REPORT
YTD Revenues by Source

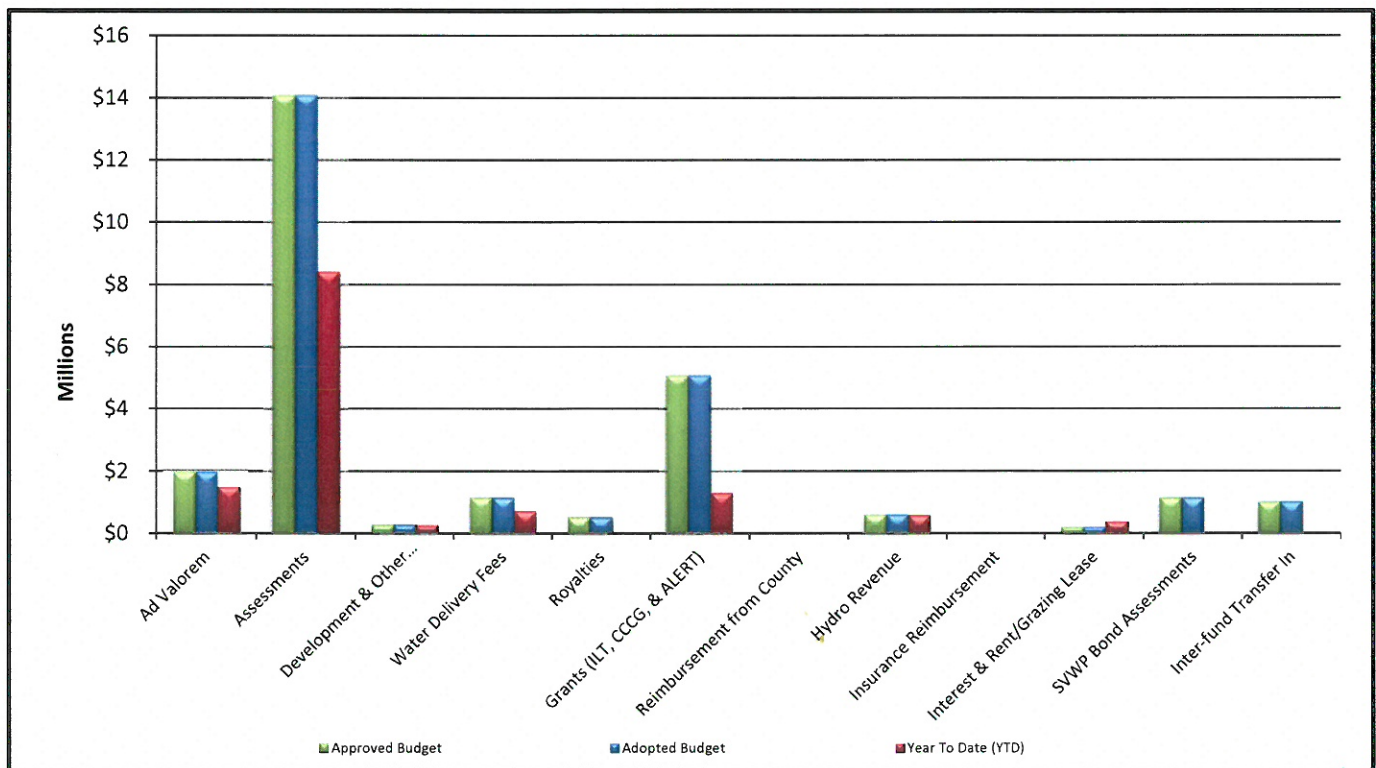
JANUARY 2019 (with previous FY as comparison)		
	FY 2017-18	FY 2018-19
Ad Valorem	1,524,869	1,471,129
Assessments	8,421,377	8,402,098
Development Review & Other Fees	255,269	255,340
Water Delivery & Services Fees	789,459	717,421
Royalties - SLO	-	-
Grants (ALERT, CCCG, & ILT)	630,603	1,315,485
Reimbursement from County	-	-
Hydroelectric Revenue	823,450	586,544
Insurance Reimbursement (M1W)	-	-
Interest & Rent/Grazing Lease	313,571	388,407
Inter-fund Transfers (Fund 133 to 313)	1,440,794	-
M1W Contract Fund Reimb.	-	-
YEAR TO DATE TOTAL:	14,199,391	13,136,424



**MONTEREY COUNTY
WATER RESOURCES AGENCY
FY 2018-2019 FINANCIAL STATUS REPORT**

Revenue Variance

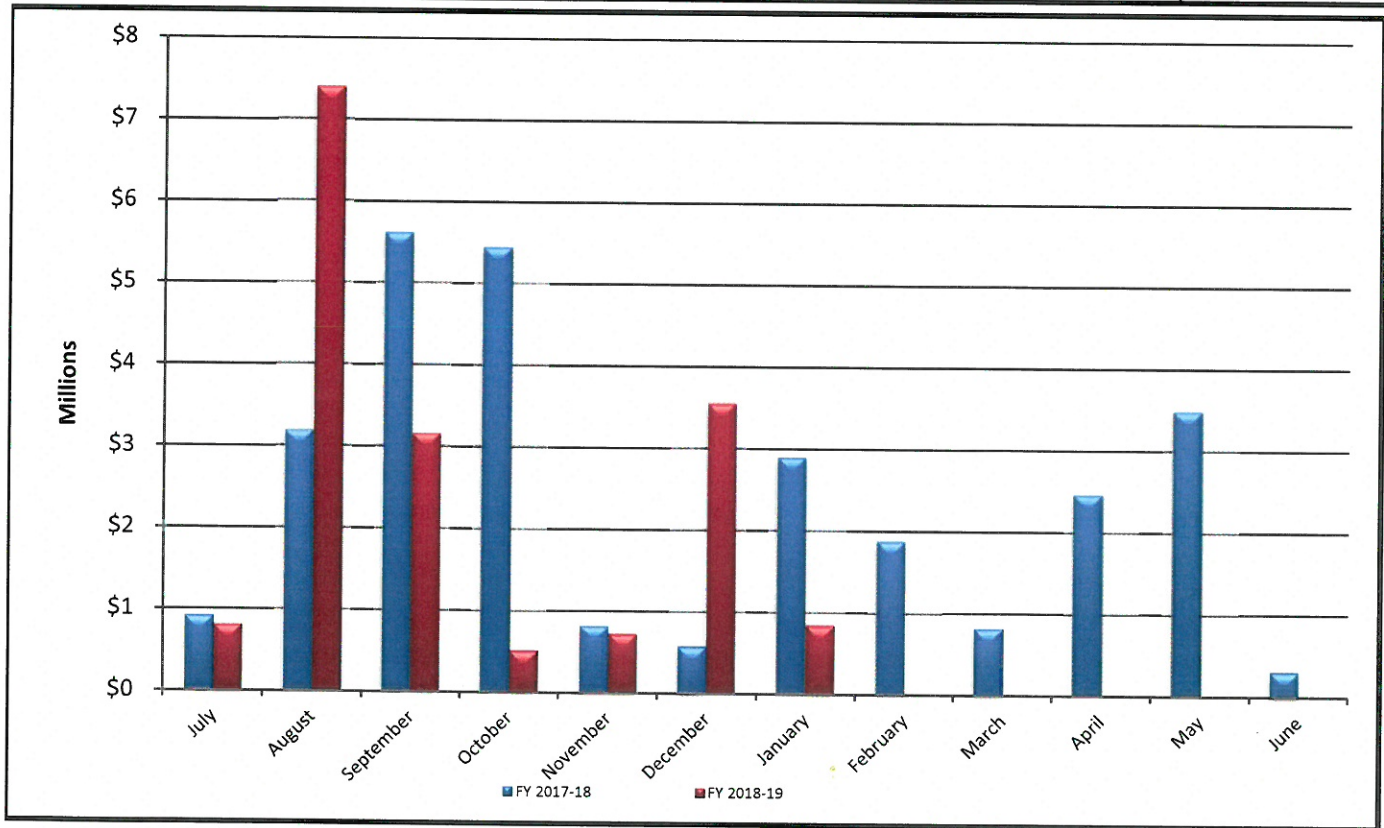
Revenue Variance by Source						
	Approved Budget	% of Approved	Adopted Budget	% of Adopted	Year To Date (YTD)	% of YTD vs. Adopted
Ad Valorem	1,944,944	7.51%	1,944,944	7.51%	1,471,129	5.68%
Assessments	14,072,520	54.31%	14,072,520	54.31%	8,402,098	32.43%
Development & Other License/Permits	270,261	1.04%	270,261	1.04%	255,340	0.99%
Water Delivery Fees	1,134,564	4.38%	1,134,564	4.38%	717,421	2.77%
Royalties	500,000	1.93%	500,000	1.93%	-	0.00%
Grants (ILT, CCCG, & ALERT)	5,060,500	19.53%	5,060,500	19.53%	1,315,485	5.08%
Reimbursement from County	-	0.00%	-	0.00%	-	0.00%
Hydro Revenue	594,000	2.29%	594,000	2.29%	586,544	2.26%
Insurance Reimbursement	-	0.00%	-	0.00%	-	0.00%
Interest & Rent/Grazing Lease	206,130	0.80%	206,130	0.80%	388,407	1.50%
SVWP Bond Assessments	1,132,080	4.37%	1,132,080	4.37%	-	0.00%
Inter-fund Transfer In	996,794	3.85%	996,794	3.85%	-	0.00%
M1W Contract Fund Reimbursement	-	0.00%	-	0.00%	-	0.00%
TOTAL:	25,911,792	100.00%	25,911,792	100.00%	13,136,424	50.70%



**Monterey County
Water Resources Agency
FY 2018-2019 FINANCIAL STATUS REPORT**

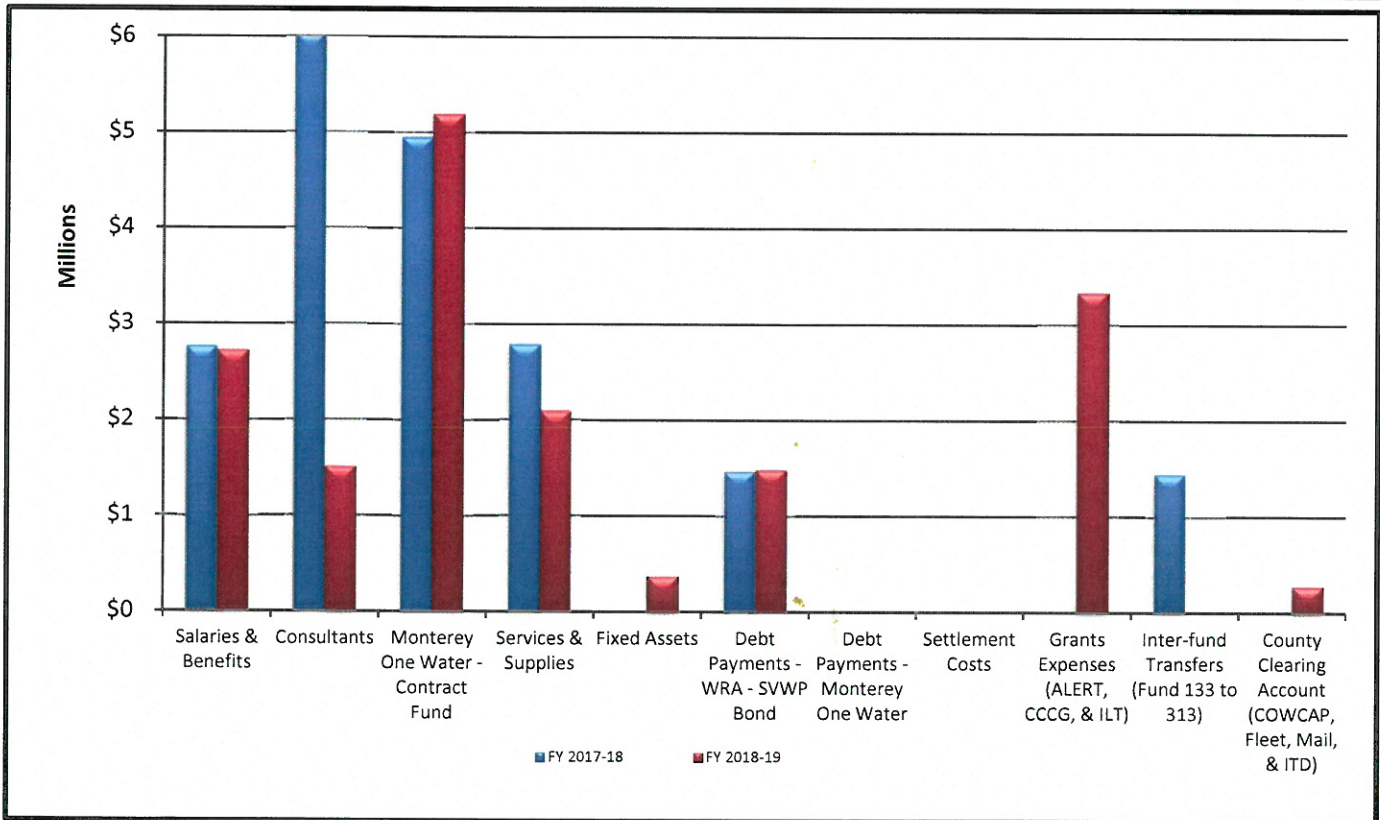
YTD Actual Expenditures

Month By Month Expenditures				
	FY 2017-18	% Expended	FY 2018-19	% Expended
July	912,831	2.50%	810,106	2.85%
August	3,179,370	11.20%	7,399,008	28.86%
September	5,611,021	26.56%	3,161,059	39.97%
October	5,438,689	41.44%	511,715	41.77%
November	821,502	43.69%	731,186	44.34%
December	570,053	45.25%	3,547,509	56.81%
January	2,887,064	53.15%	839,751	59.76%
February	1,878,246	58.29%	-	
March	819,784	60.54%	-	
April	2,456,916	67.26%	-	
May	3,478,243	76.78%	-	
June	298,006	77.60%	-	
YEAR TO DATE ACTUAL:	28,351,724		17,000,333	
ADOPTED BUDGET:	36,537,950		28,448,131	



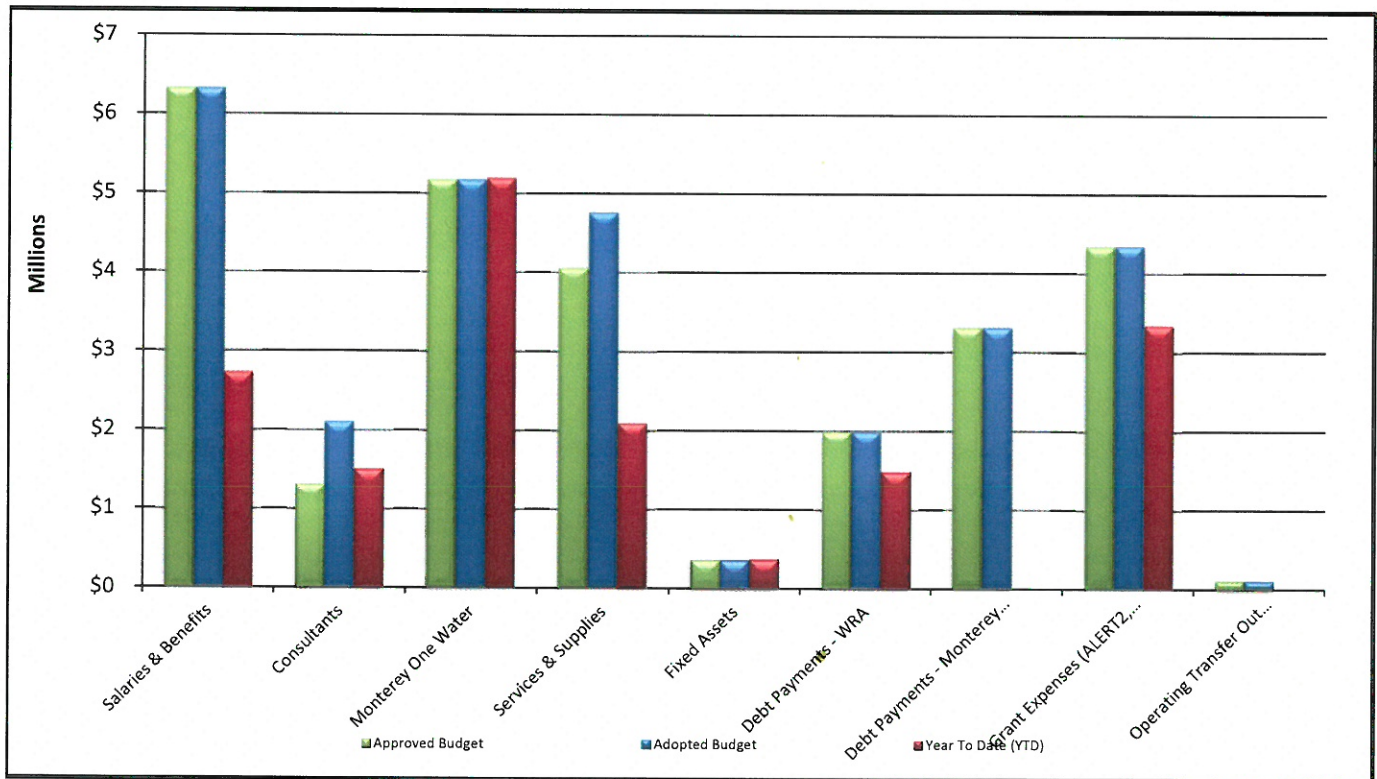
**Monterey County
Water Resources Agency
FY 2018-2019 FINANCIAL STATUS REPORT
YTD Expenditures by Type**

JANUARY 2019 (with previous FY as comparison)		
	FY 2017-18	FY 2018-19
Salaries & Benefits	2,764,927	2,725,752
Consultants	6,024,766	1,509,199
Monterey One Water - Contract Fund	4,947,818	5,194,592
Services & Supplies	2,780,202	2,091,067
Fixed Assets	-	370,771
Debt Payments - WRA - SVWP Bond	1,462,023	1,484,744
Debt Payments - Monterey One Water	-	-
Settlement Costs	-	-
Grants Expenses (ALERT, CCCG, & ILT)	-	3,338,532
Inter-fund Transfers (Fund 133 to 313)	1,440,794	-
County Clearing Account (COWCAP, Fleet, Mail, & ITD)	-	285,677
YEAR TO DATE TOTAL:	19,420,530	17,000,333



**MONTEREY COUNTY
WATER RESOURCES AGENCY
FY 2018-2019 FINANCIAL STATUS REPORT
Expenditure Variance**

Expenditure Variance by Type						
	Approved Budget	% of Approved	Adopted Budget	% of Adopted	Year To Date (YTD)	% of YTD vs. Adopted
Salaries & Benefits	6,320,112	23.46%	6,320,112	22.22%	2,725,752	9.58%
Consultants	1,307,721	4.85%	2,103,721	7.39%	1,509,199	5.31%
Monterey One Water	5,172,060	19.19%	5,172,060	18.18%	5,194,592	18.26%
Services & Supplies	4,050,408	15.03%	4,757,207	16.72%	2,091,067	7.35%
Fixed Assets	356,000	1.32%	356,000	1.25%	370,771	1.30%
Debt Payments - WRA	1,984,336	7.36%	1,984,336	6.98%	1,484,744	5.22%
Debt Payments - Monterey One Water	3,305,626	12.27%	3,305,626	11.62%	-	0.00%
Grant Expenses (ALERT2, CCCG, & ILT)	4,344,070	16.12%	4,344,070	15.27%	3,338,532	11.74%
Operating Transfer Out (116 CAMP)	105,000	0.39%	105,000	0.37%	-	0.00%
County Clearing Account (COWCAP, Fleet, Mail, & ITD)	-	0.00%	-	0.00%	285,677	1.00%
TOTAL:	26,945,332	100.00%	28,448,131	100.00%	17,000,333	59.76%



**MONTEREY COUNTY
WATER RESOURCES AGENCY
FY 2018-2019 FINANCIAL STATUS REPORT**

For Month Ending: January 31, 2019
% Monthly Time Elapsed: 58.33%

Updated 02.14.2019		APPROVED BUDGET				ADOPTED BUDGET				YEAR-TO-DATE					
Fund	Unit	Fund Name	Estimated Beginning Fund Balance	Approved Budget Expenditures	Approved Budget Revenue	Estimated Ending Fund Balance	Estimated Beginning Fund Balance	Adopted Budget Expenditures	Adopted Budget Revenue	Estimated Ending Fund Balance	YTD Actual Expenditures	Percent Budget Expended	YTD Actual Revenue	Percent Budget Received	Estimated Ending Fund Balance
111	8287	WRA Administration Fund	3,639,838	3,354,889	1,518,555	1,803,504	3,639,838	3,655,068	1,518,555	1,503,325	2,105,308	57.8%	2,523,513	166.2%	4,058,044
112	8484	Pajaro Levee	426,576	411,197	437,590	452,969	426,576	646,787	437,590	217,379	167,924	26.0%	286,495	65.5%	545,147
116	8485	Dam Operations	1,504,308	4,743,533	4,887,615	1,648,390	1,504,308	5,141,491	4,887,615	1,250,432	3,030,924	59.0%	2,727,786	55.8%	1,201,170
121	8486	Soledad Storm Drain	177,287	67,366	74,312	184,253	177,287	73,345	74,312	178,254	21,735	29.6%	41,000	55.2%	196,552
122	8487	Reclamation Ditch	918,575	1,377,228	1,438,432	979,779	918,575	1,523,847	1,438,432	833,160	775,925	50.9%	723,559	50.3%	866,210
124	8488	San Lorenzo Creek	89,793	35,025	40,237	95,005	89,793	36,299	40,237	93,731	21,938	60.4%	21,177	52.6%	89,031
127	8489	Moro Cojo Slough	460,168	107,367	115,642	468,443	460,168	367,000	115,642	208,810	31,809	8.7%	51,116	44.2%	479,476
130	8490	Hydro-Electric Operations	1,222,653	569,695	595,000	1,247,958	1,222,653	684,580	595,000	1,133,073	325,515	47.5%	599,972	100.8%	1,497,110
131	8491	CSIP Operations	4,097,516	5,203,675	4,649,341	3,543,182	4,097,516	5,223,620	4,649,341	3,523,237	2,088,096	40.0%	2,167,205	46.6%	4,176,625
132	8492	SVRP Operations	928,186	4,200,300	4,351,984	1,079,870	928,186	4,200,300	4,351,984	1,079,870	2,706,996	64.4%	2,403,075	55.2%	624,265
134	8493	SRDF Operations	4,129,802	1,496,043	1,016,070	3,649,829	4,129,802	1,516,780	1,016,070	3,629,092	1,009,151	66.5%	692,638	68.2%	3,813,289
313	8494	Debt Services	338,211	1,723,220	1,723,220	338,211	338,211	1,723,220	1,723,220	338,211	1,202,701	69.8%	6,724	0.4%	(857,766)
426	8495	Interlake Tunnel Project	543,877	3,655,794	5,063,794	1,951,877	543,877	3,655,794	5,063,794	1,951,877	3,512,312	96.1%	892,162	17.6%	(2,076,273)
TOTAL			\$18,476,791	\$26,945,332	\$25,911,792	\$17,443,251	\$18,476,791	\$28,448,131	\$25,911,792	\$15,940,452	\$17,000,333	59.8%	\$13,136,424	50.7%	\$14,612,881

Monterey County
Water Resources Agency
FY 2018-2019 FINANCIAL STATUS REPORT

For Month Ending: January 31, 2019

Budget Variance Analysis				
Category	Approved Budget	Adopted Budget	YTD Actual	
Beginning Available Fund Balance	18,476,791	18,476,791	18,476,791	
Revenues	25,911,792	25,911,792	13,136,424	
Expenditures	26,945,332	28,448,131	17,000,333	
Ending Available Fund Balance	17,443,251	15,940,452	14,612,881	

