

COVID-19 and Essential Workers in Monterey County

KRISTA HANNI, MONTEREY COUNTY HEALTH DEPARTMENT
PLANNING, EVALUATION, AND POLICY MANAGER

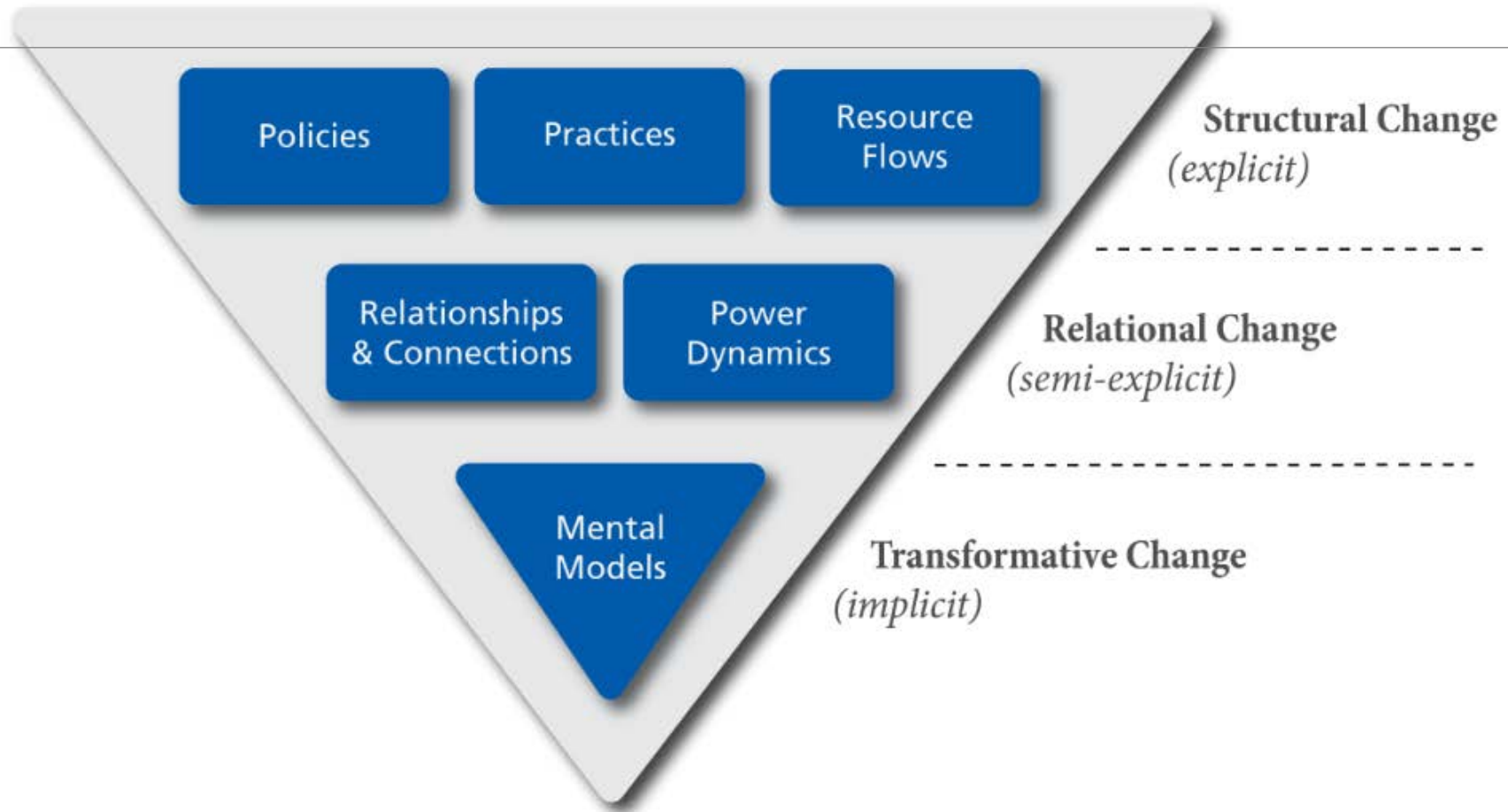
ROSEMARY SOTO, CAO'S OFFICE, MANAGEMENT ANALYST III
HOAC CONFERENCE OCTOBER 23, 2020



COUNTY OF MONTEREY
HEALTH DEPARTMENT



Six Conditions of Systems Change





434,061 residents:

- 59% Latinx
- 29% White
- 5% Asian
- 3% American Indian
- 2% Black/Afr. American
- 4% two or more races

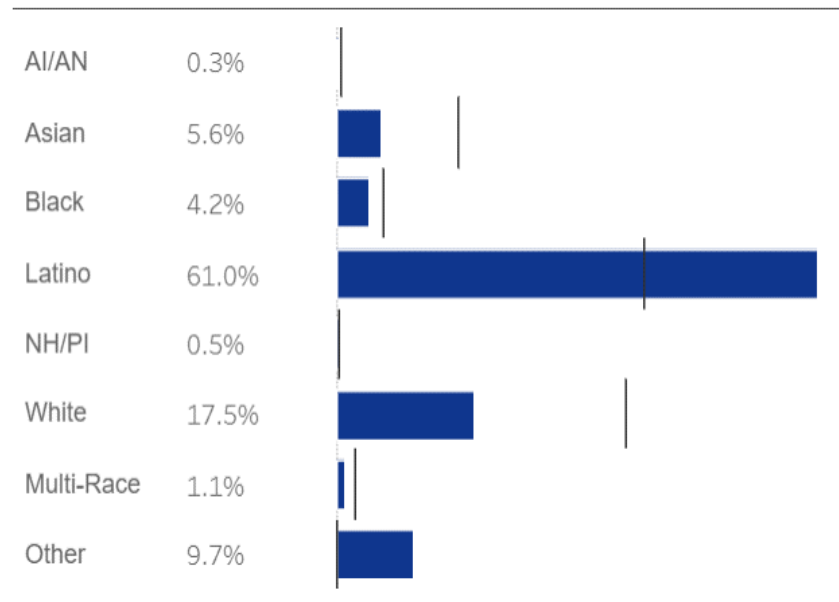
Highest proportion of undocumented residents of county population of any California County

1 in 5 jobs in agriculture

Monterey County COVID-19 Data by Race and Ethnicity

CALIFORNIA

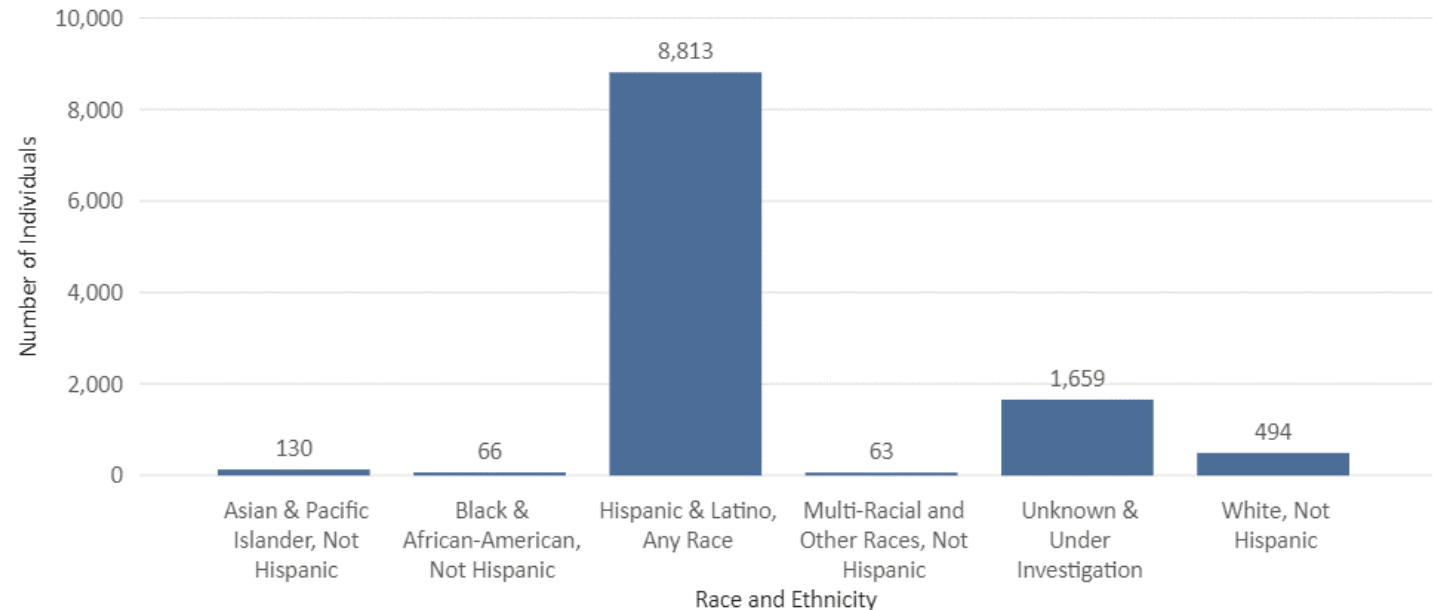
Positive cases by ethnicity



Latinx: 61% compared to 39% of population

MONTEREY COUNTY

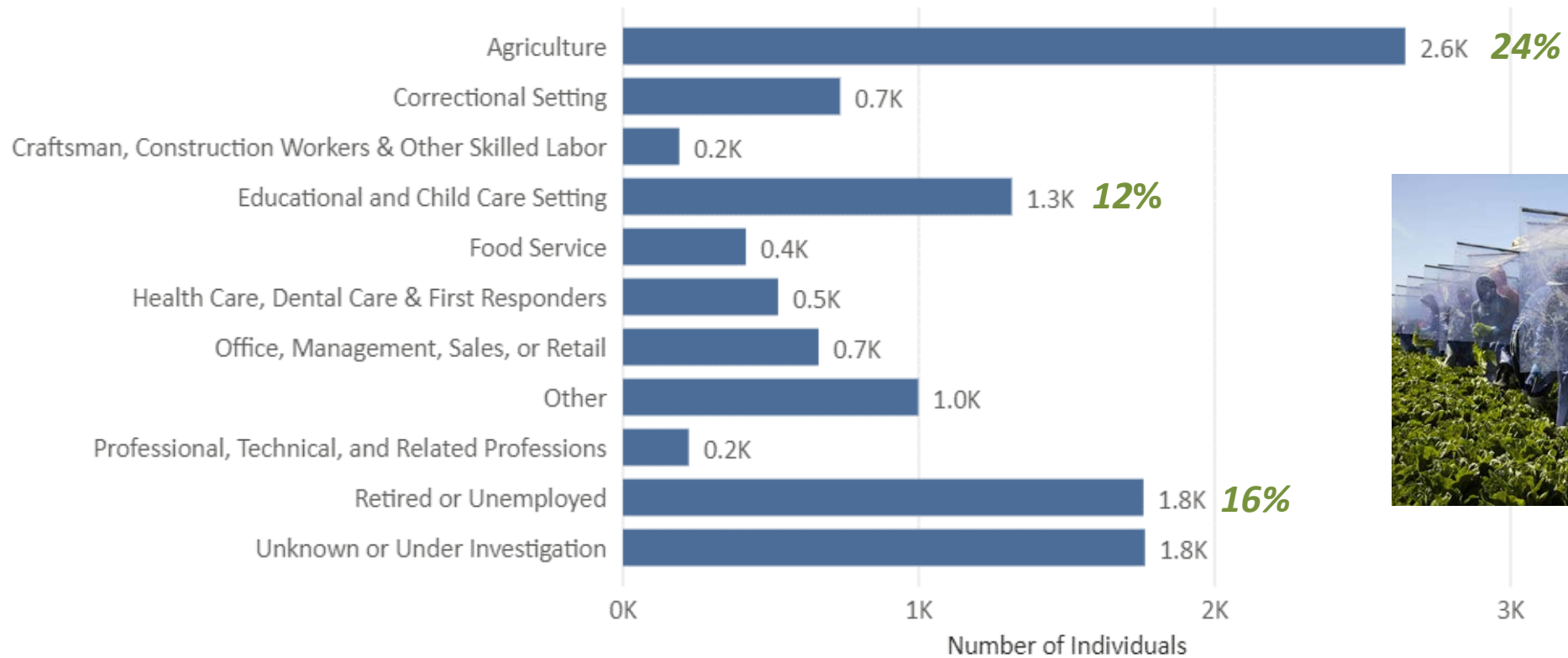
COVID-19 Among Monterey County Residents: Race and Ethnicity



Latinx: 79% compared to 61% of population

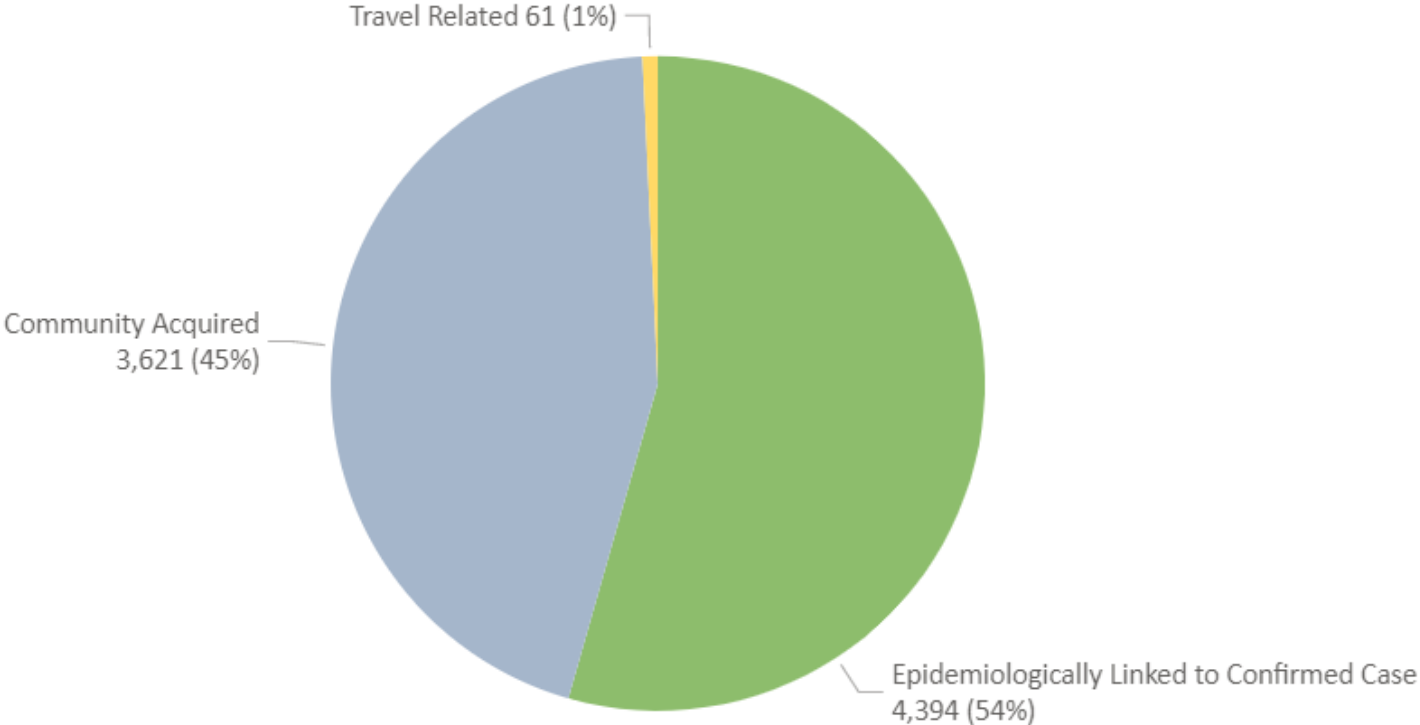
Industry Sector

COVID-19 Among Monterey County Residents: Industry Sector

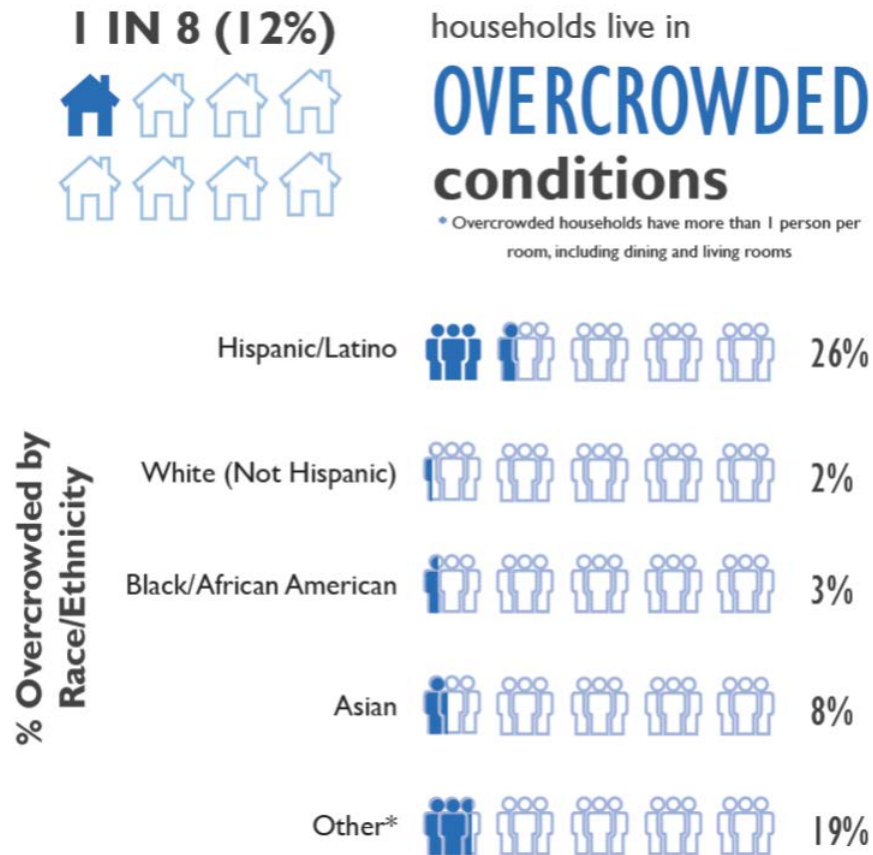


Exposure Risk

COVID-19 Among Monterey County Residents: Exposure Risk



Housing Circumstances



- 56% renting households spend >30% income on rent and utilities
- Liquid Asset Poverty Rate
 - 59% households of color
 - 24% white households
- 1 in 4 Latinx live in overcrowded households

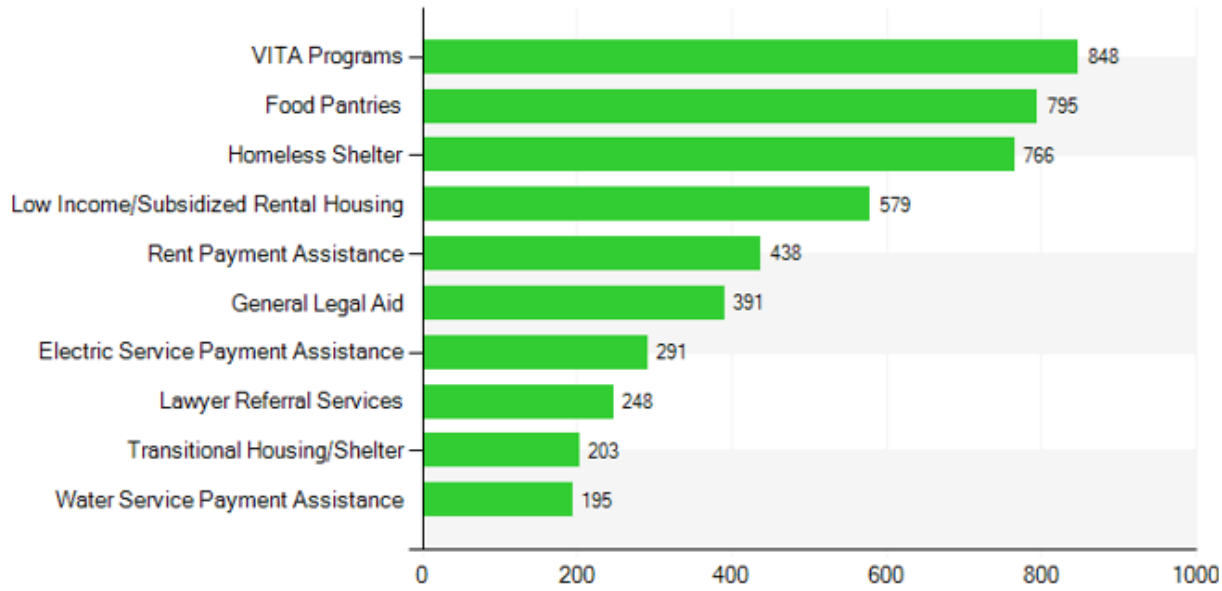
211 Statistics

FY 2018-19 Call Volume: 9,695

FY 2019-20 Call Volume: 12,361

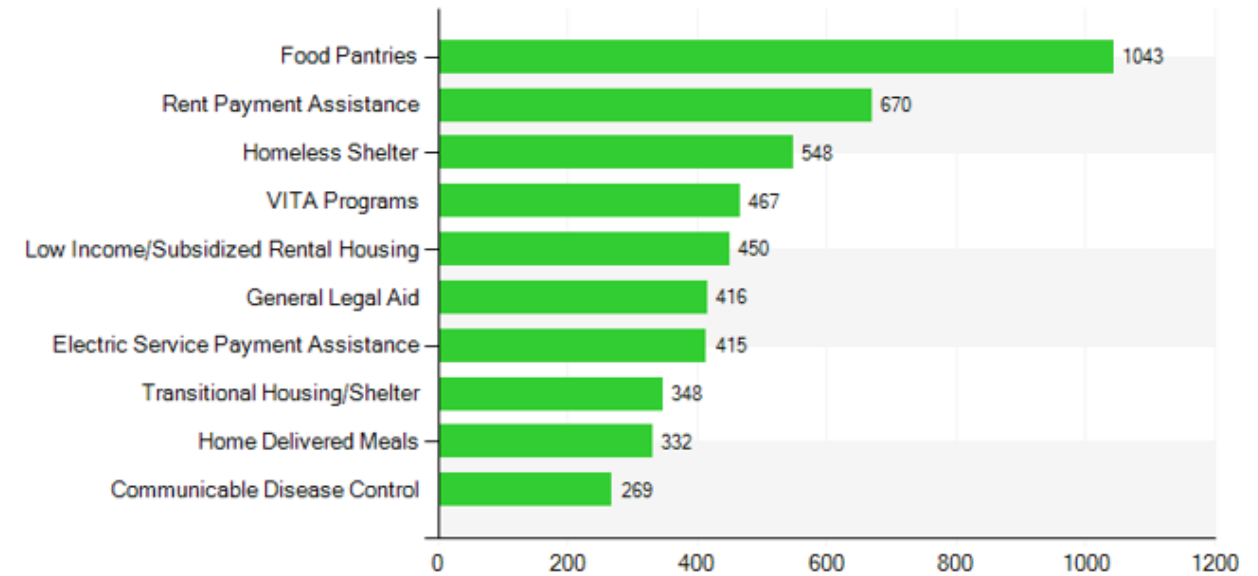
Needs by taxonomy - 7/1/2018 to 6/30/2019

As of 7/1/2020

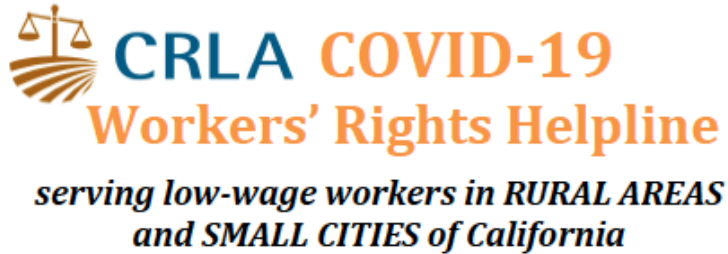


Needs by taxonomy - 7/1/2019 to 6/30/2020

As of 7/1/2020



CRLA Supports: 7/6 – 9/29 Statistics



1-800-357-9513

Mon – Fri: 9am-5pm

Call us for a **FREE, CONFIDENTIAL** legal consultation if you have questions about ...

1. COVID-19 and your rights at work
2. How to get paid or unpaid time off if you need it
3. Unemployment benefits and other wage replacement options

All Languages Welcome!

| <u>Counties w/ Most Intakes</u> | | <u>Monterey County Breakdown</u> | |
|--|------------|----------------------------------|------------|
| Monterey | 204 | Total # of Callers | 204 |
| Sonoma | 125 | # of COVID+ Callers | 106 |
| Kern | 22 | # of Close Contact Callers | 54 |
| Santa Cruz | 10 | | |
| Other | 33 | | |
| Total | 401 | | |
| | | | |
| # COVID-Positive Intakes | 179 | # Close Contacts | 103 |
| | | | |
| <u>Legal Issues (% callers with issue)</u> | | | |
| Income Replacement | 84% | <u>Language</u> | |
| Job Protected Leave | 61% | Spanish (44) | 321 |
| Health and Safety | 10% | English | 72 |
| Retaliation/Discrimination | 7% | Other | 8 |

A photograph of several farmworkers in a field, some wearing protective gear like gloves and masks. The text 'COVID-19 FARMWORKER STUDY' is overlaid in large white letters.


COVID-19 FARMWORKER STUDY

WWW.COVID19FARMWORKERSTUDY.ORG

- *California's Monterey County agricultural workers were three times more likely to become infected by the virus*
- 54% reported costs, no insurance, and/or lack of sick leave as significant barriers to accessing healthcare
- 46% reported decreased farm work time and subsequent income losses
- 43% reported worksites did not provide face-coverings at all
- 90% reported that COVID-19 had prompted them to change the ways they protect their families when they arrive home from work (e.g. washing hands, changing clothes, showering).

Article: [As Covid-19 Surges, California Farmworkers Are Paying a High Price](#)





Why lead with Race?



Governing for Racial Equity (GRE)

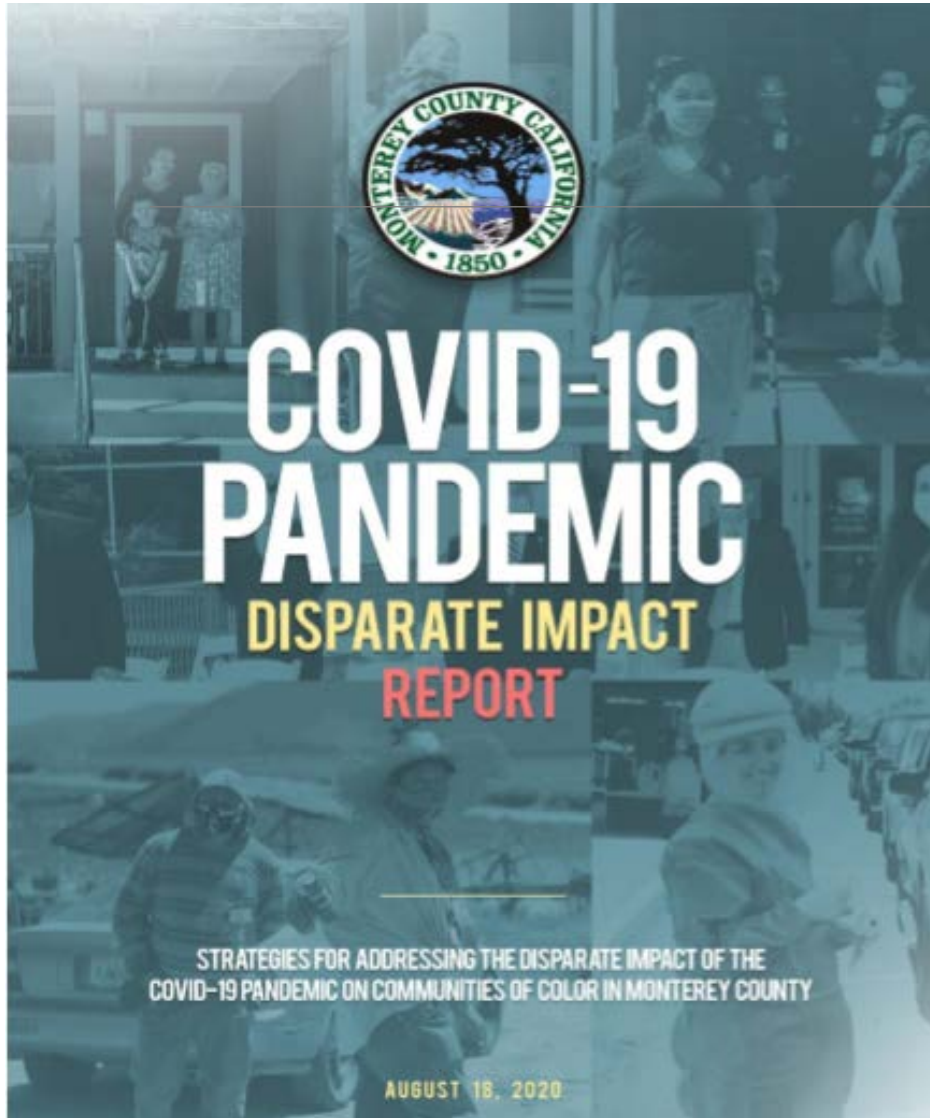
Dismantling Systemic and Institutional
Racism

COVID 19 PANDEMIC DISPARATE IMPACT REPORT



Strategies

- Testing, isolation, quarantine, and vaccination supports
- Better incentives to increase employer compliance with labor laws
- Permanent paid sick leave policies
- Improved approaches for affordable housing including addressing regulatory environment, fees, zoning laws





Strategies for Addressing Disparities



- Health
- Public Assistance for Basic Needs
- Housing
- Homelessness and Housing Instability
- Economic Development
- Justice System
- Legislative Advocacy
- Community Engagement

COVID 19 PANDEMIC DISPARATE IMPACT REPORT



Environmental Health & Frontline Worker Protections



Employee Housing Inspection Program

- H2A and non H2A
- Space / living requirements
- Sanitation – water and sewage
- Coordination with Code Compliance

Ag field workers

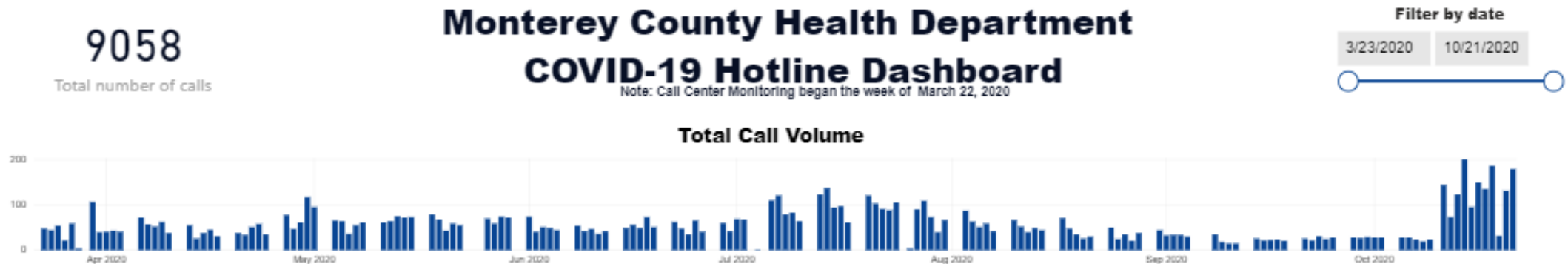
- Field toilet program
- Outreach and education
- Coordination with Grower Shippers, Farm Bureau and Ag Commissioner

Foodservice workers

- State Guidance
- Tiered recognition (Gold Seal Program)

Outreach & Messaging

- Multi-media messaging
- Hotlines, 211
- Field trainings
- Ag advisory and wallet cards



Resources

- Distribution of PPE
- Alternate housing sites for isolation and quarantine
- Food bank
- Financial Support: Undocufund, Rental and Utility, broadband access
- Testing Services



Centro de Llamadas Sobre el
COVID-19


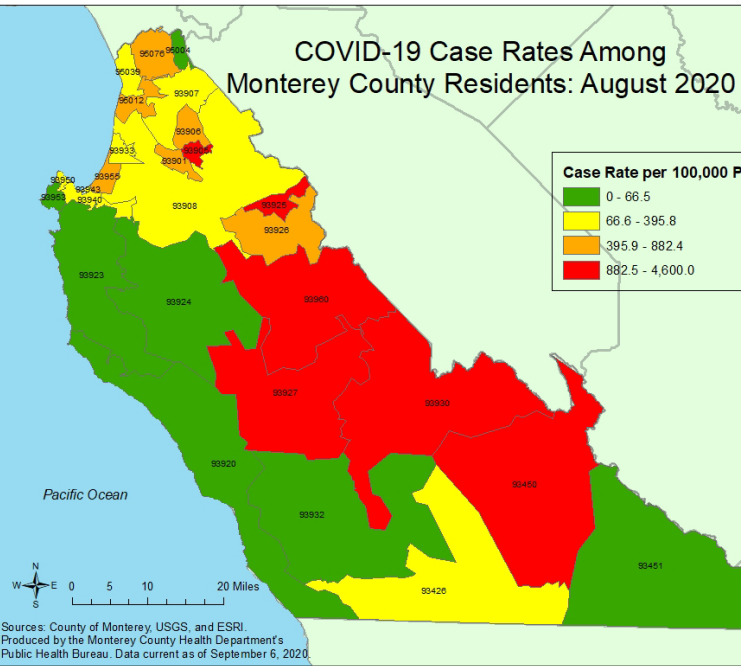
(831)769-8700

Hable con una
persona

Lunes a Viernes
8 AM - 5 PM

CONDADO DE MONTEREY
DEPARTAMENTO DE SALUD





Maps: Case Rates, Testing Rates, & HPI Lowest Quartile

Questions/ Answers

Krista Hanni

(831) 755-4586

hannikd@co.monterey.ca.us

Rosemary Soto

(831) 755-5840

sotory1@co.Monterey.ca.us

www.montereycountycovid19.org

